


## Introduction

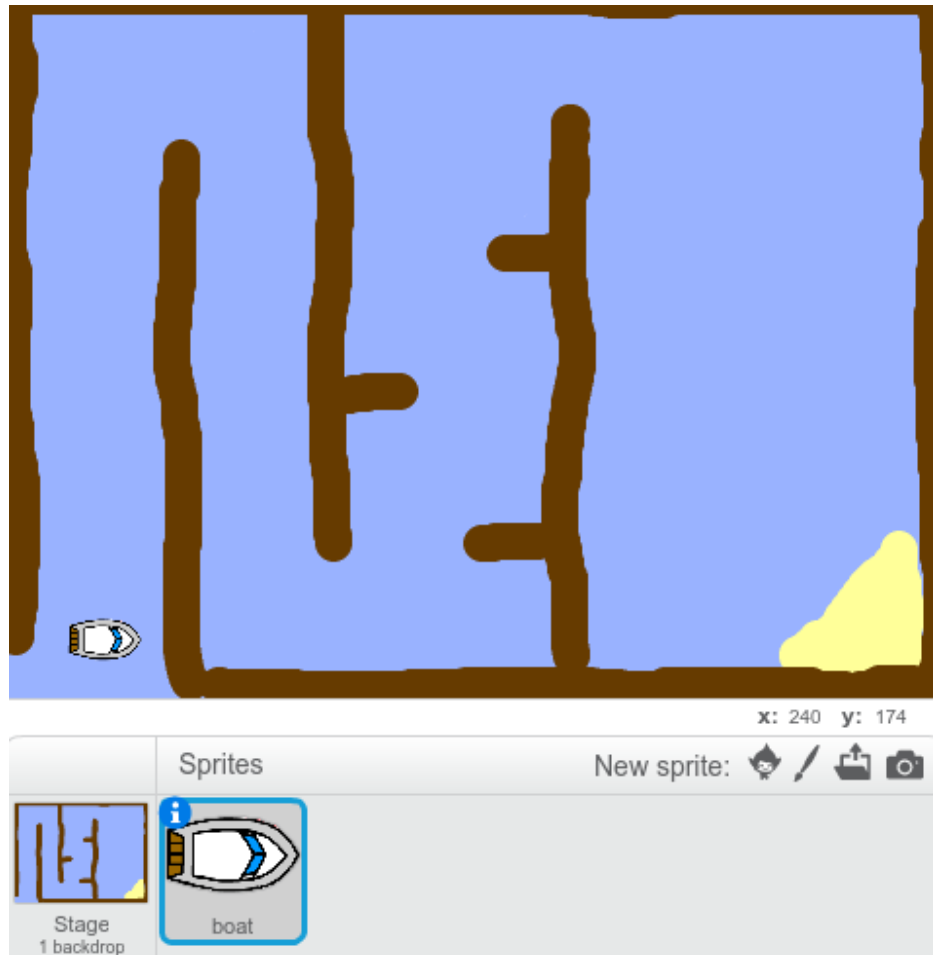
You are going to learn how to make a game, in which you'll use the mouse to navigate a boat to a desert island.



## Step 1: Getting started

### ✔ Activity Checklist

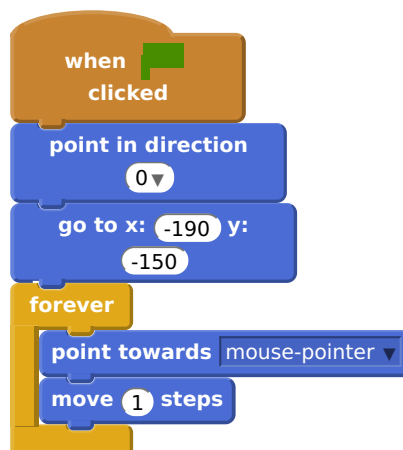
- Open the 'Boat Race' Scratch project online at [jump.to/cc/boat-go](https://jump.to/cc/boat-go) or download from [jump.to/cc/boat-get](https://jump.to/cc/boat-get) and then open if you are using the offline editor.
- The project includes a boat sprite and a course backdrop with:
  - Wood that your boat has to avoid;
  - A desert island that your boat has to get to.



## Step 2: Controlling the boat

### ✓ Activity Checklist

- You are going to control the boat with your mouse. Add this code to your boat:

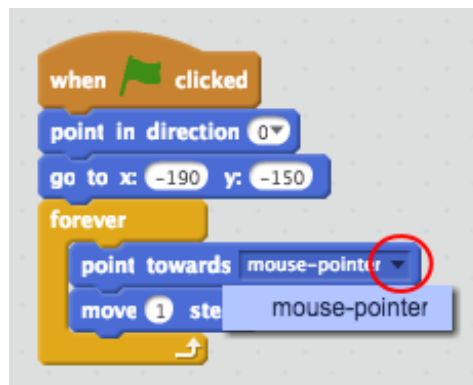


- Test out your boat, by clicking the flag and moving the mouse. Does the

boat sail towards the mouse?

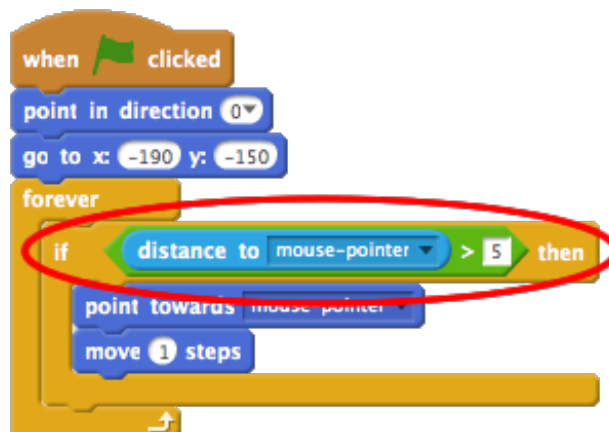


**Note:** There is currently a bug in Scratch which means your boat may not move towards the mouse pointer. If this happens, click the arrow on the **point towards** block and re-select 'mouse-pointer'.



What happens if the boat reaches the mouse pointer?

To stop this happening, you'll need to add an **if** block to your code, so that the boat only moves if it is more than 5 pixels away from the mouse.



Test out your boat again, to check whether the problem has been fixed.

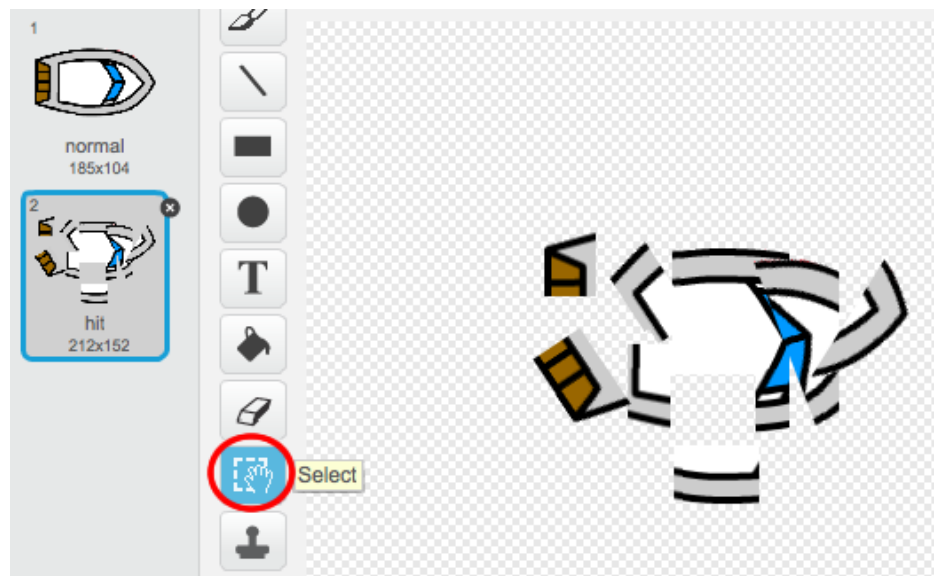
## Save your project

### Step 3: Crashing!

Your boat can sail through the wooden barriers! Let's fix that.

#### ✓ Activity Checklist

- You'll need 2 costumes for your boat, one normal costume, and one for when the boat crashes. Duplicate your boat costume, and name them 'normal' and 'hit'.
- Click on your 'hit' costume, and choose the 'Select' tool to grab bits of the boat and move and rotate them around. Make your boat look as if it's crashed.



- Add this code to your boat, inside the **forever** loop, so that it crashes when it touches any brown wooden bits:

```
if touching color [ ] ? then
  switch costume to hit
  say Noooooo! for 1 sec
  switch costume to normal
  point in direction 0
  go to x: -215 y: -160
```

This code is inside the **forever** loop, so that your code keeps checking if the boat has crashed.

- You should also make sure that your boat always starts looking like it's 'normal'.
- Now if you try to sail through a wooden barrier, you should see that your boat crashes and moves back to the start.



## Save your project

### Challenge: Winning!

Can you add another **if** statement to your boat's code, so that the player wins when they get to the desert island?

When the boat gets to the yellow desert island, it should say 'YEAH!' and then the game should stop. You'll need to use this code:



**Save your project**

**Challenge: Sound effects**

Can you add sound effects to your game, for when the boat crashes, or reaches the island at the end. You could even add background music (see the previous 'Rock Band' project if you need help with this).

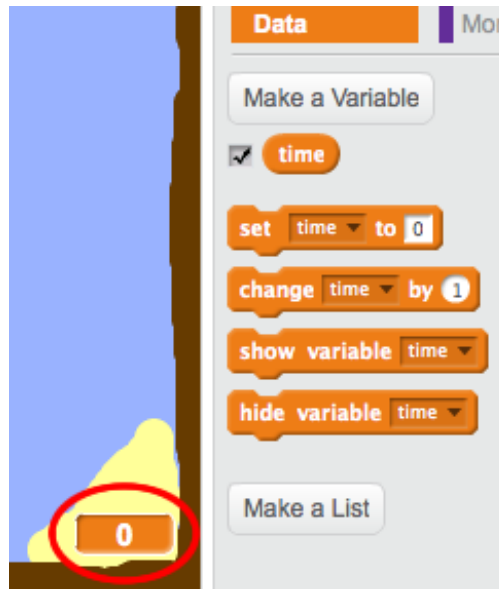
**Save your project**

### Step 4: Time Trial

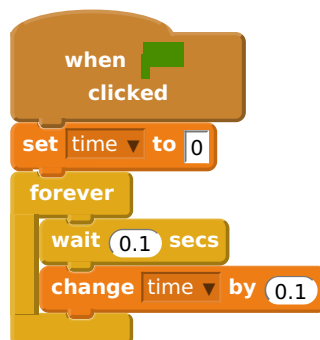
Let's add a timer to your game, so that the player has to get to the desert island as fast as possible.

## ✓ Activity Checklist


- Add a new variable called **time** to your stage. You can also change the display of your new variable. If you need help, have a look at the 'Ghostbusters' project.



- Add this code to your **stage**, so that the timer counts up until the boat reaches the desert island:



- That's it! Test out your game and see how quickly you can get to the desert island!



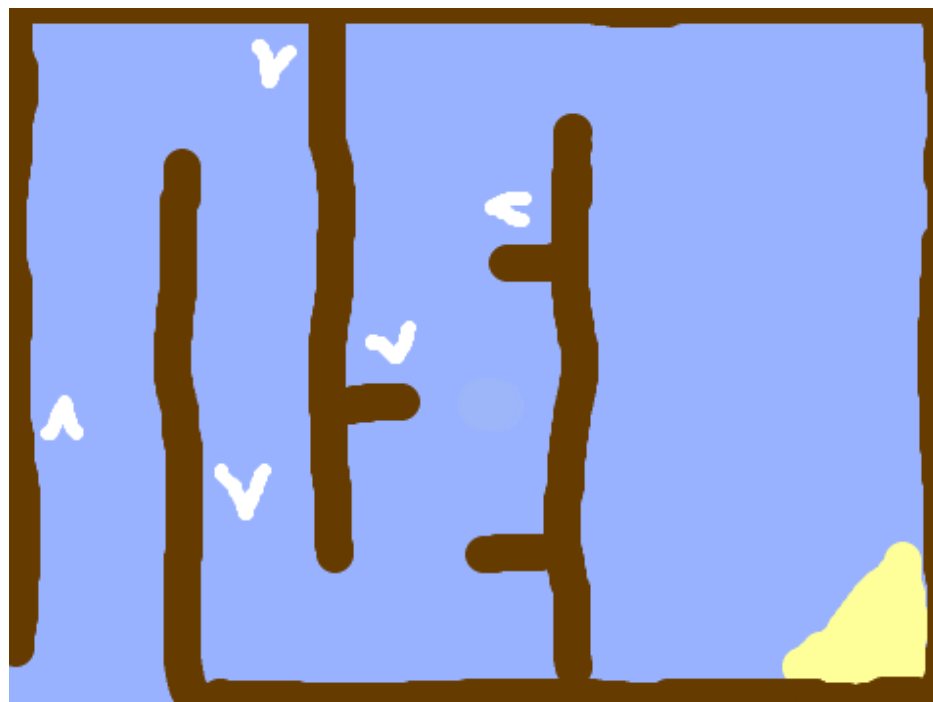
## Save your project

### Step 5: Obstacles and power-ups

This game is *far* too easy - let's add things to make it more interesting.

#### ✔ Activity Checklist

- First let's add some 'boosts' to your game, which will speed up the boat. Edit your stage backdrop and add in some white booster arrows.



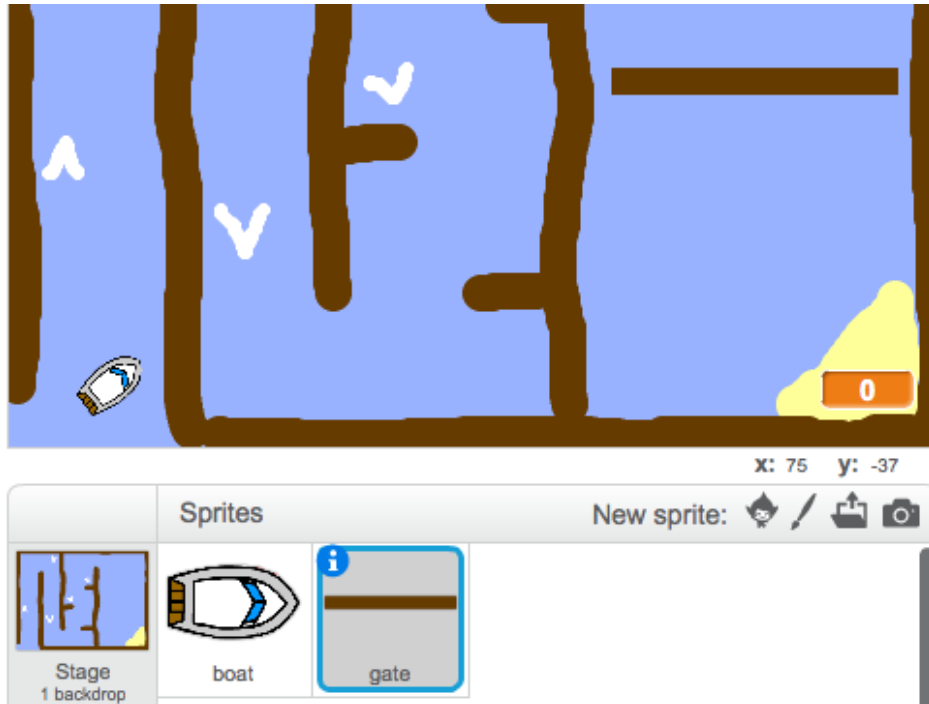
- You can now add some code to your boat's **forever** loop, so that it



moves 3 *extra* steps when touching a white booster.

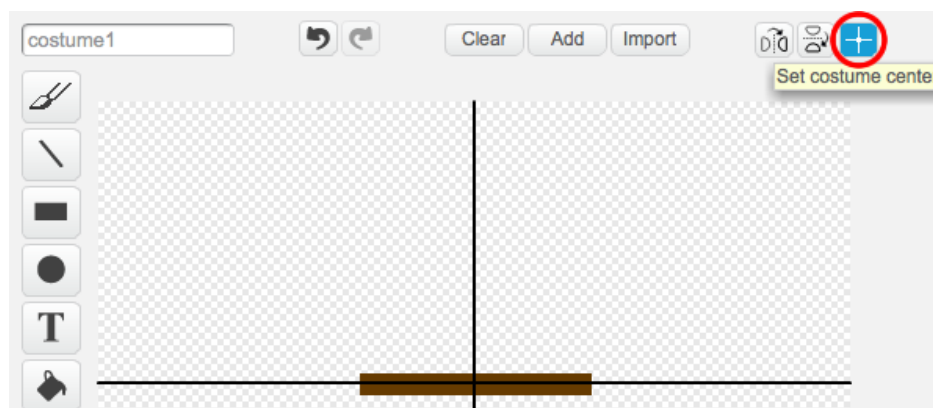


- You can also add in a spinning gate, which your boat has to avoid. Add in a new sprite called 'gate', which looks like this:



Make sure that the colour of the gate is the same as the other wooden barriers.

- Set the center of the gate sprite.



- Add code to your gate, to make it spin slowly **forever**.

- Test out your game. You should now have a spinning gate that you must avoid.



## Save your project

### Challenge: More obstacles!

Can you add more obstacles to your game? Here are some ideas:

- You could add green slime to your backdrop, which slows the player down when they touch it. You can use a `wait` block to do this:

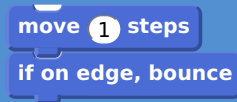
`wait 0.01 secs`



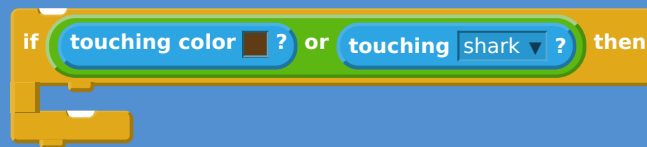
- You could add a moving object, like a log or a shark!



These blocks may help you:



If your new object isn't brown, you'll need to add to your boat code:

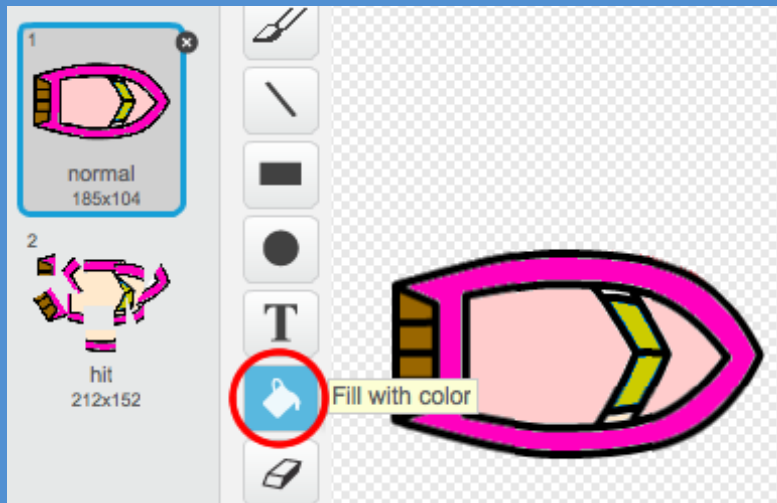


**Save your project**

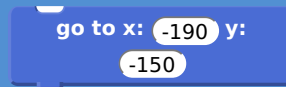
**Challenge: More boats!**

Can you turn your game into a race between 2 players?

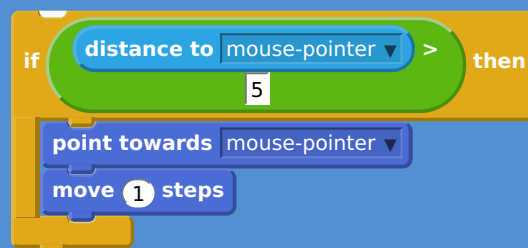
- Duplicate the boat, rename it 'Player 2' and change its colour.



- Change Player 2's starting position, by changing this code:



- Delete the code that uses the mouse to control the boat:



...and replace it with code to control the boat using the arrow keys.

This is the code you'll need to move the boat forward:

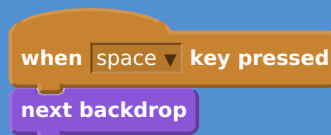


You'll also need code to **turn** the boat when the left and right arrow keys are pressed.

**Save your project**

## Challenge: More levels!

Can you create additional backdrops, and allow the player to choose between levels?



**Save your project**