


EYFS F2 Space Homework Overview Sheet

Listening and Attention, Understanding and Speaking

Listen to an adult read you a range of non fiction and fiction books including one about Space (there are lots online). Try to retell the facts you have learned and the stories you have heard in your own words.

Learn this poem and read it aloud to as many people as you can. Make sure you articulate each word carefully and clearly:

Climb aboard the spaceship
We're going to the moon
Hurry and get ready
We're going to blast off soon!
Put on your helmet
And buckle up really tight
Here comes the countdown
Let's count with all our might
10, 9, 8, 7, 6,5, 4, 3, 2, 1 - BLAST OFF!



Make up your own poem about space.

Physical Development


With the help of an adult, use things from around the house and/or garden and build your very own pretend rocket. Once you have blasted off, get out and move around as if there was zero gravity!

Go into your garden and undertake Astronaut training - 10 star jumps, count down from 20 whilst running on the spot, balance on your right leg for 5 seconds, then the other leg. Make up your own Astronaut training session and get other family members to join in.

Draw a picture of the planets in our Solar System. Cut them out and put them in order.

Write labels for your planets - don't forget to start each planet with a CAPITAL LETTER and then pre cursive script for all the rest.

Draw a picture of all the things you would need to take with you on a journey to space. Don't forget a range of healthy food, your toothbrush and clean underwear!



Have a go at the tying laces on your space boots!

Literacy

Oxford Owl have lots of free online books for you to read at home. Follow this link to see them: <https://www.oxfordowl.co.uk/for-home/find-a-book/library-page/>

Continue to practise reading and writing all the tricky words. Your spelling and letter formation will be brilliant with all this practise!

Phase 2 words - I, the, no, go, to

Phase 3 words - he, she, we, me, be, was, you, are, all, my, they

Phase 4 words - have, like, so, said, do, some, come, little, one, were, there, what, when, out

Write a list of all the planets in our Solar System. Include some facts about them if you can. Now learn the order by heart.

Draw a picture of a space rocket and label it.

Imagine you are in a rocket on your way to the moon. Write down what you can see from the window.

Have a look at the recommended websites (see over). I have added some ones that related to our Space topic.

Mathematics

Write down numbers from 0 to 20 and make sure they are formed correctly. What is the biggest number you can write?

Make posters to show everything you know about numbers from 11 to 20 (one poster for each number). Include drawing the correct number of objects, writing the number as a word and how it is represented on a tens frame. Write down all the different ways you can make each number for example, 12: 10+2, 11+1, 9+3.

Go on a hunt for objects then sort them by weight. Which is the heaviest, how do you know? Which is the lightest? Can you order 3 or 4 objects by weight? How do you know you have got it right?

Complete the weekly Maths Powerpoint which you can access here on the school website. We will upload a new one each week until we are back at school.

EYFS F2 Homework

Understanding the World

Continue your weather diary and draw pictures to accompany it. Hopefully there will be lots of sunshine!

Continue to help to sort out recyclable materials in your household and make sure they go in the blue bin—recycling is for life, not just for Covid-19!

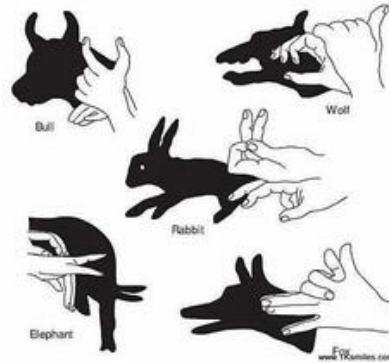
Spend some time either inside by a window or outside quietly. How many animals visit your garden? Ask an adult to help you record what comes and how many there are.

Use a torch and make as many shadow shapes as you can. Can you make these?:

Find out what you can about the planets in our solar system including the moon and space travel.

Try to spot the International Space Station.

https://www.nasa.gov/mission_pages/station/main/index.html



Expressive Arts and Design

Imagine an alien has landed in your garden. Draw a picture of what you think it looks like.

Make up a dance to go with this song <https://www.youtube.com/watch?v=HSYaEBcl8xI> and perform it to whoever is at home.

Use junk items such as cereal boxes to make a space rocket.

Make up your own story about an alien who came to tea at your house. Try to include an interesting beginning, a funny middle and a surprising end.

Make space related objects using playdough using the following recipe:

8 tablespoons of plain flour
2 tablespoons of table salt
60ml of warm water
Food colouring
1 tablespoon of vegetable oil

Mix the flour and salt in a large bowl. In a separate bowl mix together the water, a few drops of food colouring and the oil. Add this to the first bowl and knead together.

Useful Websites

<https://www.oxfordowl.co.uk/for-home/find-a-book/library-page/>

www.twinkl.co.uk are offering parents a free months trial to support home learning.

phonicsplay.co.uk

phonicsbloom.com

topmarks.co.uk

abcya.com

<https://www.bbc.co.uk/cbeebies/shows/numberblocks>

<https://www.nasa.gov/kidsclub/index.html>

<http://www.esa.int/kids/en/home>

<https://www.dkfindout.com/uk/space/>

<https://www.bbc.co.uk/cbbc/curations/space-on-cbbc>



THE
CONSTELLATION
TRUST