







# MAY HALF TERM




The Year 3 and 4 staff wish you a happy half term!

Explore!




## Big Birdwatch Counting

Bird	Tally
<b>Robin</b> 	
<b>Magpie</b> 	
<b>Sparrow</b> 	

Bird	Tally
<b>Blackbird</b> 	
<b>Blue tit</b> 	
<b>Crow</b> 	

Bird	Tally
<b>Chaffinch</b> 	
<b>Starling</b> 	
<b>Pigeon</b> 	

# Big Birdwatch Counting

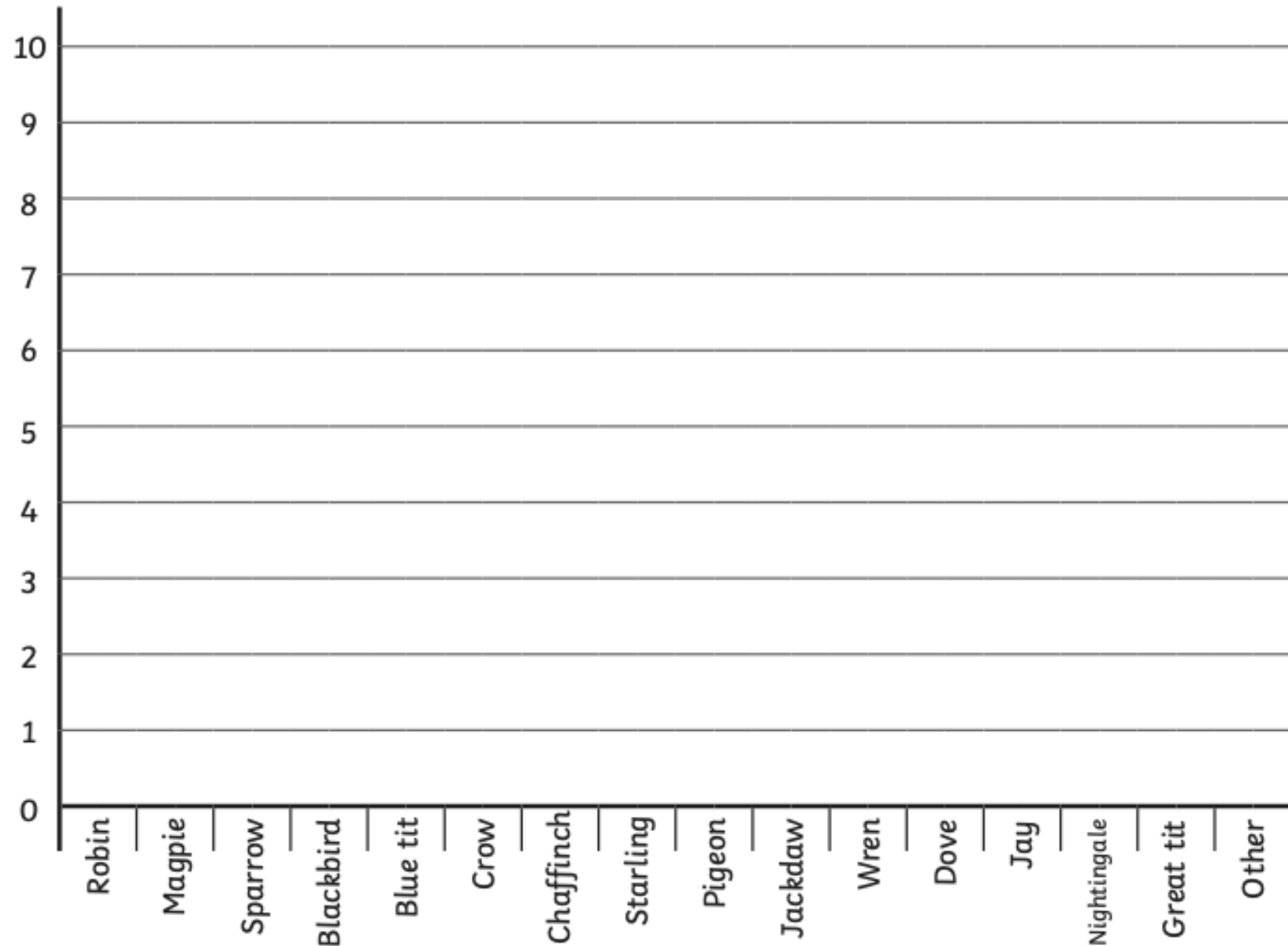
Bird	Tally
<b>Jackdaw</b> 	
<b>Wren</b> 	
<b>Dove</b> 	

Bird	Tally
<b>Jay</b> 	
<b>Nightingale</b> 	
<b>Great tit</b> 	

Draw any other birds you saw

# Big Birdwatch Counting

Now use your information to create a bar chart.



1. Which bird was the most common?
2. Which bird was the least common?
3. How many birds did you see altogether?
4. Are there any birds that you saw the same number of?
5. What is the difference between the most and the least number of birds you saw?

Learn something new!


# Space Crossword

## Amazing Fact

Space is totally silent because there is no air to carry vibrations.

## Challenge

Try out your space knowledge by completing this crossword.



## Across

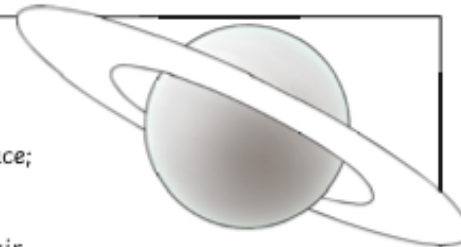
- 2 The 8th planet from the Sun.
- 3 Another word for the Sun.
- 4 The Sun rises in the \_\_\_\_\_.
- 7 The planet nearest the Sun.
- 9 The Earth spins on its \_\_\_\_\_.
- 10 The middle of the solar system.

## Down

- 1 The Sun sets in the \_\_\_\_\_.
- 4 A blue planet that has water.
- 5 The path of a planet around the Sun.
- 6 The next planet from the Sun after Earth.
- 7 It takes 28 days to go round the Earth.
- 8 The time it takes for the Earth to go round the Sun.

You could also try to find out:

- how communication works in space;
- what speeds objects are able to travel at in space;
- if there are any soundless places on earth;
- what else would be affected by an absence of air.



Keep your brain active!

## Sudoku 4 x 4 Puzzles

Each row and column contains all the digits 1 to 4.

4			3
3	1		
2			1
		2	

	1		2
2		1	4
1	4	2	
	2		

4	1	3	
		1	
1			4

2	4	1	3
3	1		4
		4	

2	4	1	
	1		
4		3	

	4		
2			4
	1		2
4		3	1

# Spring

f b f l o w e r s d k l  
r h g r o w s b u a w x  
o a a b c d m f g f i j  
g t b n o a q r s f u y  
s c y l l b c d e o k l  
p h k l o n o p q d c f  
a g w x y s a b c i i r  
w n i a r p s n o l h e  
n i u v w r y o a b c t  
e o g h i i k l m n o t  
q p s t u n w x n i x u  
c s e f g g s d u b m b

lamb  
daffodil  
chick  
rain

butterfly  
frogspawn  
buds  
grow

blossom  
flowers  
spring  
hatch



# Emoji Code Breaking



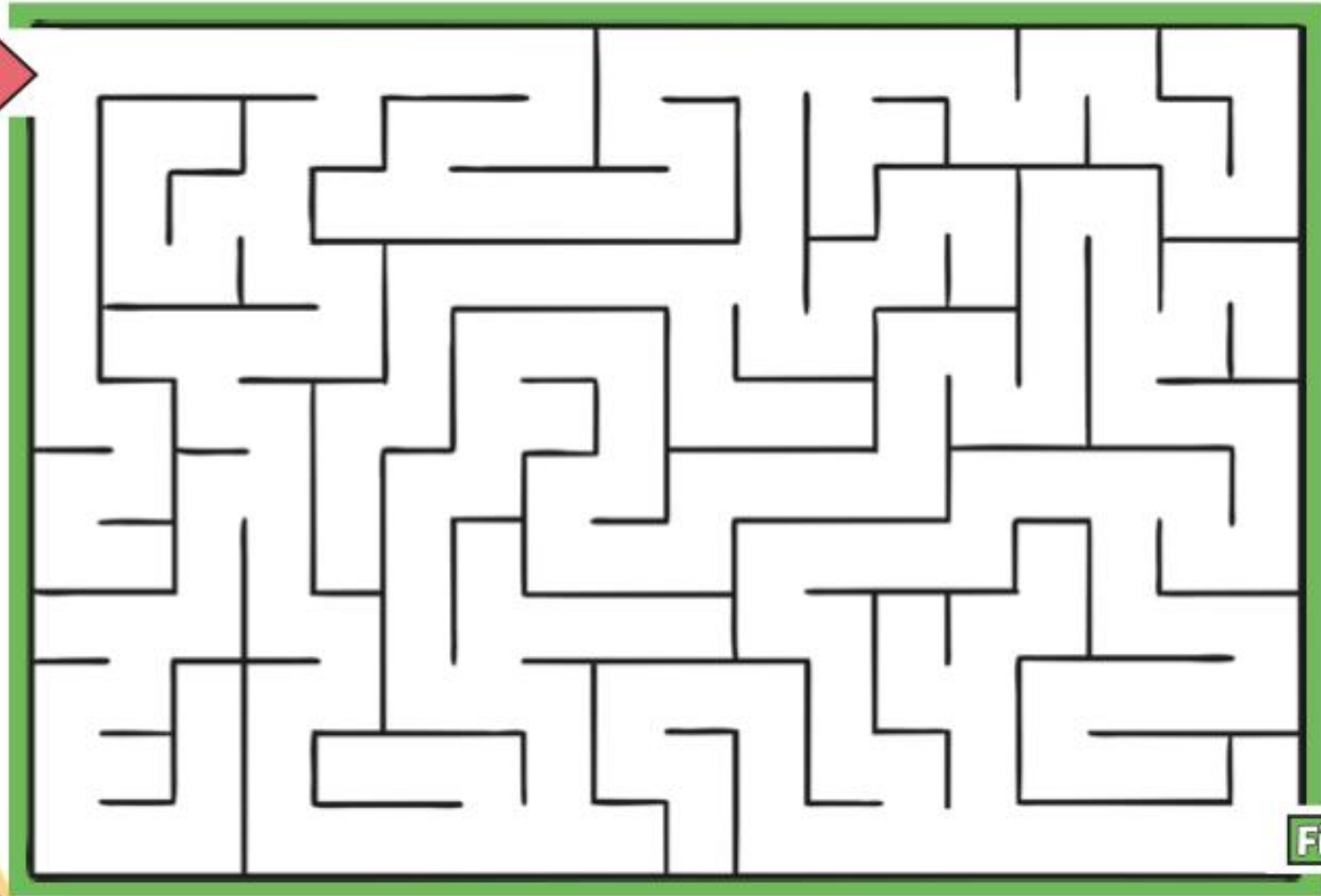
									
5	2	7	3	4	9	6	8	0	1

   +    = 935

-    +    =
-    -    =
-    -    =
-    +    =
-    +    =
-    -    =
-    +    =
-    -   =



# Honeybee Maze



Be Creative!


# Pentomino Art

## What you need to do


For pentomino art you need to carefully cut out the templates here. Then arrange them in any way you like to represent animals, objects or just about anything! Use the coloured tiles or the outline tiles that you can colour yourself. Remember not to overlap any tiles and use each of the tile shapes only once in each design. Stick your creations onto art paper.

**Challenge:** Can you use all 12 shapes in each of your designs? How many different designs can you create?

Here is an example to inspire you.



**Camel**



We miss you!

Keep smiling and enjoy your holiday!

We'll hopefully see you very soon!