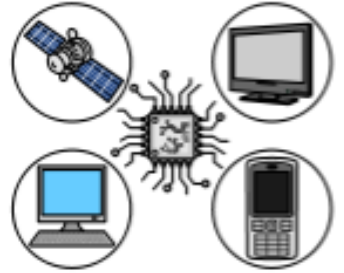


Week commencing the 9th November 2020

Computing - Information Technology



Overall Objective:

To use software and digital devices to create digital content.

Learning Outcome:

I can create a PowerPoint about a country I have researched.

Tuesday 10th November 2020


What countries have we been looking at as part of our 'Around the World' theme?



Brazil



India



Australia



Italy



This week, you will be researching one of these countries and using PowerPoint to create a presentation about this country.

<https://office.live.com/start/powerpoint.aspx>



What information will you want include?

Can you think of some questions you will want your research to answer?

E.g. *How many people live there?*

Discuss with your partner.



Tuesday 10th November 2020

Task 1: Use the planning sheet to research your chosen country.

Country name: _____

Key Facts	Food and Drink	Nature (animals, landscapes e.g. mountain, rivers, forests)
Location (continent, hemisphere):		
Capital city:		
Population:		
Official language:		
Currency (money):		
Weather and Seasons	History	People and Culture (religion, sport, music).
		Main religion:

Here are some links that you may want to visit to help you with your research.

Australia

<https://www.natgeokids.com/uk/discover/geography/countries/facts-about-australia/>

Brazil

<https://www.natgeokids.com/uk/discover/geography/countries/country-fact-file-brazil/>

India

<https://www.natgeokids.com/uk/discover/geography/countries/country-fact-file-india/>

Italy

<https://www.natgeokids.com/uk/discover/geography/countries/facts-about-italy/>

Wednesday 11th to Thursday 12th November 2020

Task 2: Use PowerPoint to create your presentation using the sub-headings and information from your research.

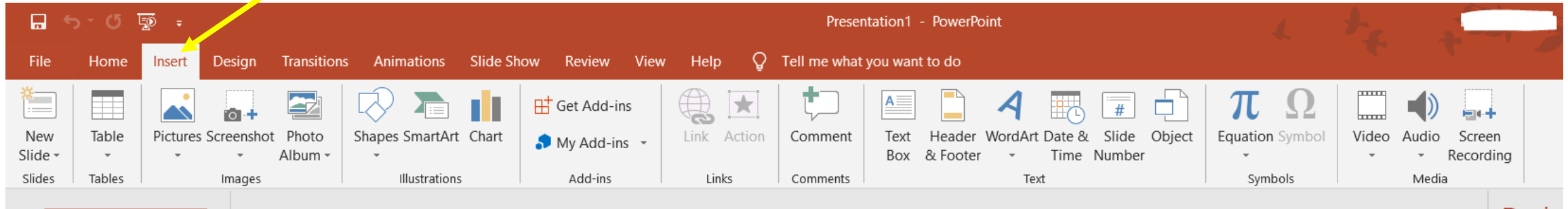
You can find an online version of PowerPoint here if you don't have it on your computer.

<https://office.live.com/start/powerpoint.aspx>

You may need to ask an adult to sign in to an email account for you.

Using PowerPoint

You will use the tabs at the top of the programme to add features to your presentation.



- Title slide (the name of the country you are presenting information on)
- New slides with a sub-heading e.g. Key Facts and the information from your research
- Pictures to illustrate your points and make your presentation interesting
- Once you have included all your information, you could alter the design, transitions and animations for your PowerPoint!

Don't forget to save your presentation!
File - Save as - (country plus your initials)

Using PowerPoint

There is a video tutorial here if you would like further help -

<https://www.youtube.com/watch?v=XF34-Wu6qWU>

Curriculum

Friday 13th November

Jigsaw - Celebrating Difference- Week 2

LO: I understand what racism is.

SEAL : To be aware of my attitude towards people from different races.



Jigsaw - Celebrating Difference- Week 2

Everyone with blue, grey or green eyes is cool!

If you you're not part of this group, you're not part of the cool gang.



Jigsaw - Celebrating Difference- Week 2

Everyone with blue, grey or green eyes is cool!
If you you're not part of this group, you're not part of the cool gang.

How would you feel if you were the only person left out of the 'cool' gang?

Can you think of any examples in society where people may feel excluded or discriminated against?



Jigsaw - Celebrating Difference- Week 2

Do you know what racism is?



Jigsaw - Celebrating Difference- Week 2

Racism is discrimination or a negative judgement about someone due to the colour of their skin or their race and might include their beliefs or religion.

All forms of racism are unacceptable.



Jigsaw - Celebrating Difference- Week 2

This is Abdul and Atira.

Imagine that they are moving to a new school.



Jigsaw - Celebrating Difference- Week 2



Here are some facts about Abdul and Atira.

- Abdul and Atira speak English at school but Urdu with their family.
- Most of the children in their new school are white.
- Abdul goes to Mosque with his father most evenings.
- Abdul and Atira were born in this country and are British citizens.
- Abdul and Atira have brown skin, dark hair and brown eyes.
- Abdul and Atira are Muslims.
- The children's old school had mostly Muslim children and they have never had any friends from a different culture.
- Abdul and Atira are good at school work. Atira's parents like her to wear a hijab (a scarf headdress).
- Abdul likes football and Atira likes to make Lego models.

Jigsaw - Celebrating Difference- Week 2



Task 1

Rank the cards in order using the following question:

“Which of these facts might cause Abdul and Aтира to face racism in their new school?”

Rank them from 1 to 9. (1 being the fact that you think is most likely to make other children tease/bully them, with 9 being the least likely).

There is no right or wrong answer

Jigsaw - Celebrating Difference- Week 2



Consider the following questions -

Why did you rank the cards in the order you did?

Are any of the facts a reason why the children should face racism?

How might it feel to be discriminated against because of your colour or race?


What could you do if you thought racism was happening in our school?



Task 2 . Anti-Racism Ribbon

Many campaigns for good causes now use a ribbon as a symbol. Do you know of any?

You are going to design a ribbon that shows we need to fight racism. You can include slogans, words, pictures as appropriate. Perhaps you will choose certain colours or a mix of colours to get your message across.



Reflect

LO: I understand what racism is.

SEAL : To be aware of my attitude towards people from different races.

Do you understand what racism is and that all forms of racism are unacceptable?

