

Monday 23rd November 2020



Overall objective: To be able to identify the key information

Learning outcomes: I can identify the key features of an acrostic poem.

Can you look at these different acrostic poems and highlight the key features?
Look through the PowerPoint first to help you.

Winter wonderland
Ice is slippery
Nothing is hot
The weather is cold
Everything you touch is cold
Really cold

— Acrostic winter.

The illustration shows a snowman with a top hat, stick arms, and a carrot nose. Above it is a cloud with snowflakes falling. To the right, a car is driving on a road.

Super
Cool
Happy
On time
Outdoor play
Learning

Spring is here
Pretty flowers grow
Robins come out more
I feed the birds
New animals are born
Got to find Easter eggs

BOOM! BANG! ZOOM!

OVER MY HEAD

NOVEMBER THE 5TH

FIREWORKS EXPLODE

IN THE DARKNESS

RACING ROCKETS

EVERY COLOUR MIXES IN THE SKY

By Jett



Tuesday 24th November 2020

Overall objective: To be able to write a space poem.

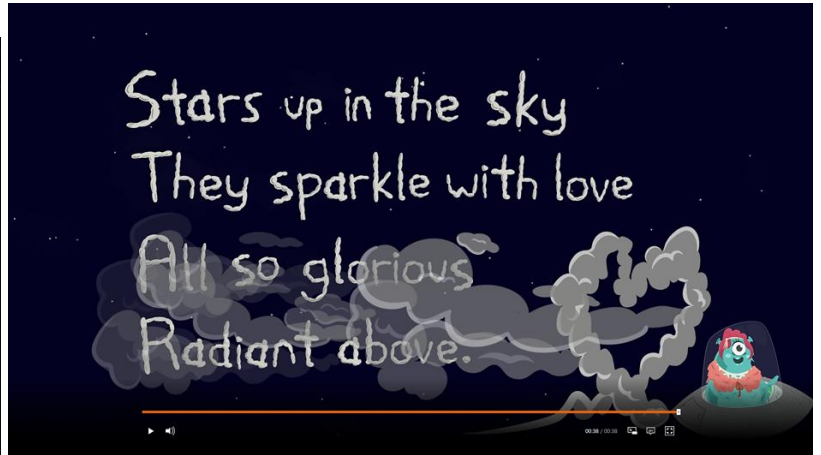
Learning outcomes: I can write an acrostic poem about space.



Yesterday you looked at different acrostic poems.

Can you write your own acrostic poem about space?

Here are some ideas to help you:



Wednesday 25th November 2020



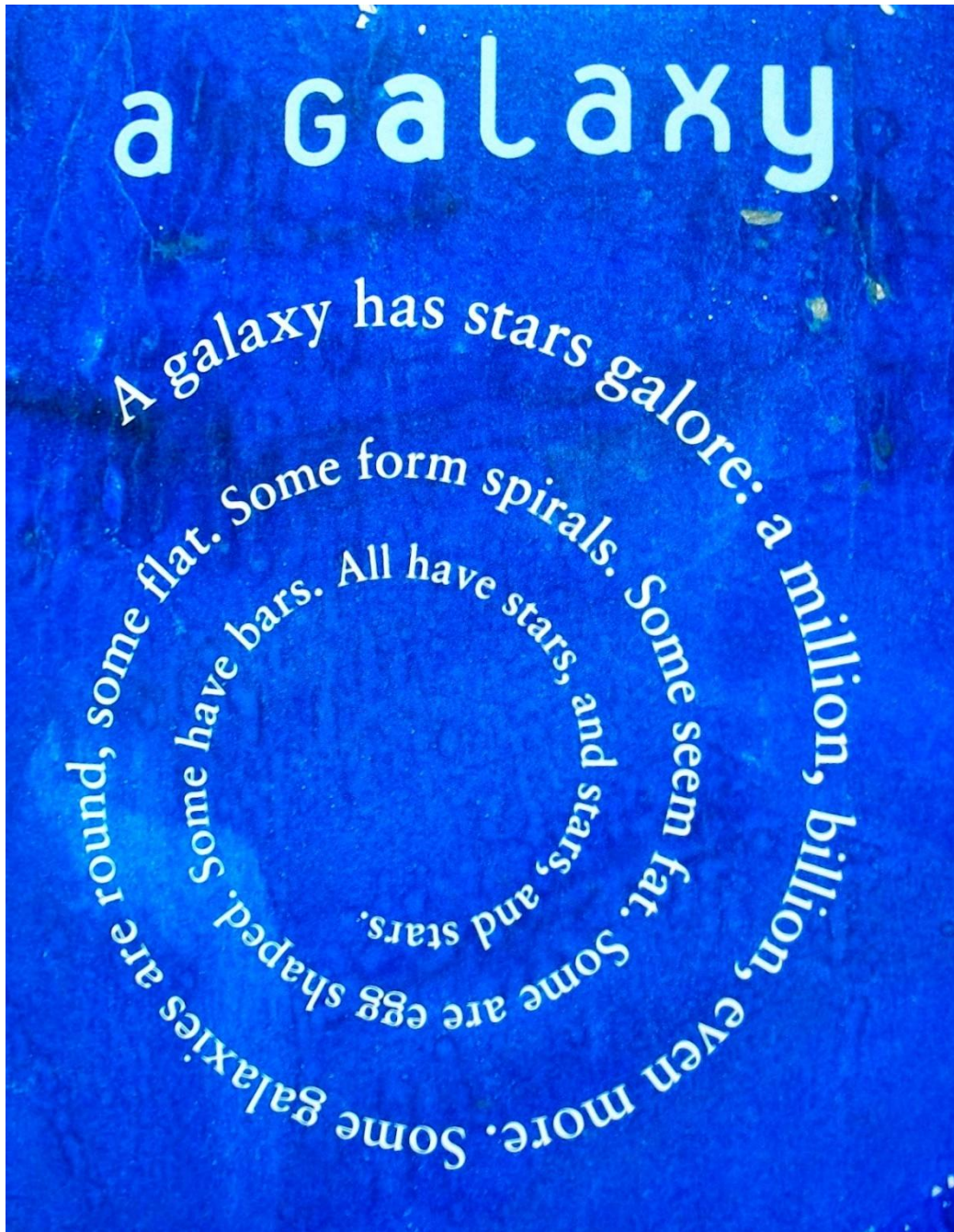
Overall objective: To plan what I am going to write about.

Learning outcomes: I can plan or say out loud what I am going to write about.

Have a look through the Shape Poems PowerPoint first.

Can you plan your own space themed shape poem?


Here are some ideas for you:



Moon by Sage



Magnificent it make me happy It's so shade I like shades Black
 of dark grey shine fare away make me sleep
 Beautiful



Thursday 26th November 2020

Overall objective: To be able to write a space poem.

Learning outcomes: I can write a shape poem about space.



Yesterday you planned your space themed shape poem.

Today, we would like you to write it up in your very best handwriting and then decorate it beautifully.

Friday 27th November 2020

Overall objective: To recognise and use contractions.

Learning outcomes: I can use apostrophes to show contractions.



Can you cut out the words and find the pairs?

If you can't print the words out, just write them down.

what are

what're

you are

you're

they have

they've

you have

you've

YEAR 2, Autumn term, Unit 11

You may photocopy this page

© 2014 Learning Resources Ltd

I would

I'd

she had

she'd

they would

they'd

we will

we'll

Can you fill in the missing words?

Contraction sentences

_____ (they're) going to the cinema today.

If _____ (you'd) told me I would have been there.

I wish _____ (I would) have been there too.

Lexi ate all the sweets _____ (she had) been given.

_____ (Who would) have thought that you are seven?

How would _____ (we've) known that?

If _____ (you will) give me that _____
(I will) be happy.

_____ (You are) my best friend.