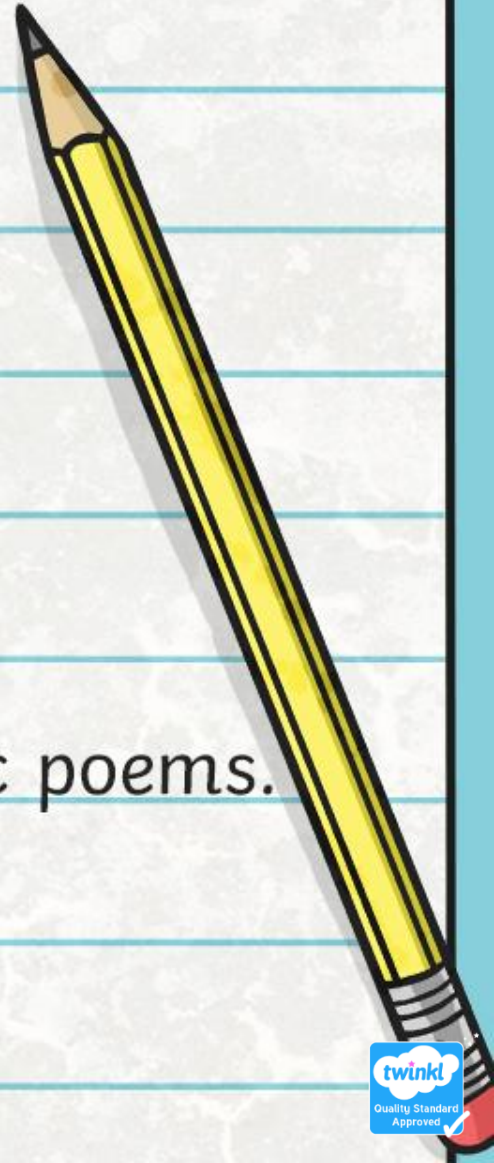


# A C R O S T I C

he identifying features of acrostic poems.

twinkl



# Aim

- To recognise the features of acrostic poems.

# Success Criteria


- I know that acrostics have a topic word hidden in the first letter of each line.
- I can look for the poem's theme by reading the first letters vertically.
- I understand that acrostics don't have to rhyme.

# Acrostic Examples

What is each poem about?

**R**evolting rhymes  
**O**ompa-Loompas  
**A**ngry farmers  
**L**azy aunts  
**D**angerous witches

**D**ream blower  
**A**dventurous animals  
**H**orrible headteacher  
**L**ickable wallpaper



**I**t's my favourite food  
**C**old as the inside of a fridge  
**E**very sunny day

**C**an't wait  
**R**unning to the van  
**E**mpy out the money  
**'A**ny sauce on that, love?  
**M**mmmmm, yummy!



# Acrostic Examples

What is the poem about?

**G**igantic flames  
**R**emember 1666  
**E**very child knows  
**A**sh floated everywhere  
**T**housands of homes destroyed

**F**lames all around  
**I**nside the bakery  
**R**ed sky  
**E**verything covered in soot

**O**ver the city  
**F**rom house to house

**L**ots of people escaped  
**O**n foot, by boat and carriage  
**N**early every house  
**D**emolished  
**O**n Pudding Lane – Help! Help! But  
**N**ot many people died.



# Acrostic Features

What did you notice?

The first letter of each line spells out the poem's theme vertically – what's this one about?

**I**t's my favourite food  
**C**old as the inside of a fridge  
**E**very sunny day

**C**an't wait  
**R**unning to the van  
**E**mpy out the money  
**'A**ny sauce on that, love?  
**M**mmmmm, yummy!

alliteration

Poetic devices may be used.

simile

Lines can be different lengths

# Let's Try It!

How can we write an acrostic poem?

First, we need to choose a theme. I know, let's have... **fireworks!**


Then, we think of lots of words or phrases associated with that theme...

**bonfire**

**night**

**spectacular**

**smoke**



**pop**

**bang**



**fizz**

**noise**

**crackle**



**rocket**

**explosion**

**stars**

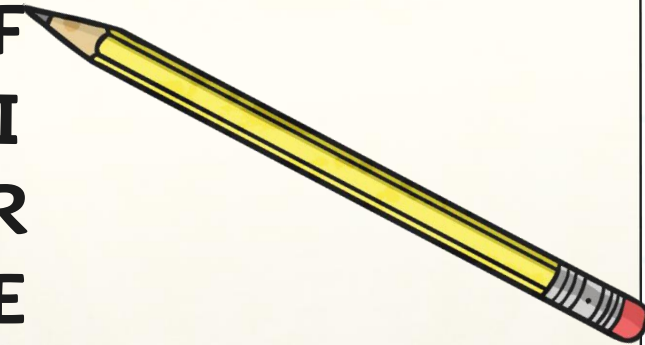
**sparkle**

# Let's Try It!

How can we write an acrostic poem?  
Next, we write the letters of our theme word(s) vertically  
down the page in CAPITAL LETTERS...

**fireworks** →

**F  
I  
R  
E  
W  
O  
R  
K  
S**



# Let's Try It!

How can we write an acrostic poem?

Finally, we use our list of words and phrases to create each line. Don't worry if you can't think of them in order – it's fine to go back and add any missing lines afterwards.



**F**lames flicker in the bonfire

**I** watch the sparks fly up

**R**ockets zoom into the night

**E**verywhere the smell of smoke

**W**aiting for the next explosion

**O**ohh... Ahhh... Wow!

**R**oaring crowds of onlookers

**K**aleidoscope of colours

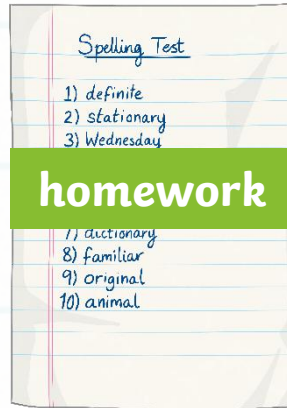
**S**eems to go on forever





# Your Turn!

Here are some themes for an acrostic.  
Which one would you choose?



# Plenary

What have you learnt about acrostics?

- Acrostic poems have their theme or title written down the page vertically

- Write the theme letters in CAPITALS.

- Each line starts with a letter of the theme word(s).

- Acrostics don't have to rhyme, but all the other poetic devices (alliteration, similes, rhythm, etc.) are great!

twinkl

