


Writing- Narrative Letters

WC 05.07.21




Monday 5th July

Planning


Overall Objective: I can write for a variety of purposes.

Learning Outcome: I can plan using the features of a narrative letter.



Recap- What do we know about a narrative letter?

- ▶ First and second person (I, me, my, you, your)
- ▶ Telling a story to someone about an experience.
- ▶ Detail and description.




Remind yourself of the poem-

The Deserted House

by Mary Elizabeth Coleridge


There's no smoke in the chimney,
And the rain beats on the floor;
There's no glass in the window,
There's no wood in the door;
The heather grows behind the house,
And the sand lies before.

No hand hath trained the ivy,
The walls are grey and bare;
The boats upon the sea sail by,
Nor ever tarry there.
No beast of the field comes nigh,
Nor any bird of the air



Amber, Green, Blue Planning

- ▶ You are imagining that you are the person who lived in the house from the poem before it was deserted.
- ▶ You letter will be left there for someone else to find and will explain why the house has been left without an owner.
- ▶ Discuss with the class- what could some reasons be for needing to leave the house so quickly?
 - An amazing opportunity somewhere in a different part of the world with no time to sell the house
 - You feel that the house is haunted
 -
 -
 -
 -




Introduce yourself, why would you write the letter before you leave?
(present progressive tense)

<i>Who are you writing to and why? (Introduction)</i>

What do you hope for the future?

<i>Conclusion</i>



Tuesday 6th 2021


Writing- Session 1

Overall Objective: To be able to write for a variety of purposes.

Learning Outcome: I can write a narrative poem based upon a descriptive poem.

Writing your letters

- ▶ Use your plan carefully
- ▶ Get yourself into character! Imagine you are there in the house writing this letter.
 - Why are you even leaving a letter?
 - Who are you?
 - Where are you going?
- ▶ Today, we are going to try and complete the introduction where you introduce yourself and move on to the main body of your letter where you are explaining your back story and why you have to leave.
- ▶ Ensure to include detail and description of what the house looks like at the moment you are writing it so that we can compare.



Wednesday 7th 2021


Writing- Session 2

Overall Objective: To be able to write for a variety of purposes.

Learning Outcome: I can write a narrative poem based upon a descriptive poem.

Writing the letter

- ▶ Today, you need to continue throughout the narrative part of your letter where you are explaining what has happened to you as the main character.
- ▶ As you move to the conclusion, make sure you include some information about your potential future or anything else that you want the person who finds this letter to know.



Thursday 8th 2021

Edit and Improve

Overall Objective: To be able to write for a variety of purposes.

Learning Outcome: I can edit and improve my own composition.

Editing and Improving

- ▶ It is vital that the first thing you do is proof read your letter.
- ▶ Check for basic skills:
 - Capital Letters and full stops
 - Commas between clauses
 - Missing words
 - Clear handwriting (don't join capital letters!)

Use this check list! If you think you are missing one of the features, you need to add it with green pen on the spare page next to your letter.

What makes a good narrative letter?

Outcome		Student	
<u>Green Standard</u>	I can use a variety of different sentence structures throughout.		
	I can use relative clauses to give details about people, events and places.		
	I can use expanded noun phrases.		
	I can use apostrophes for contraction and possession.		
	I can accurately use the past and present progressive tenses.		
<u>Gold Standard</u>	I can use higher level punctuation to add detail and description.		
	I can effectively change the tone of my writing to suit a particular purpose.		

