




PSHE Medium Term Planning

Year 4




Jigsaw Jaz

Key Concepts Overview—Autumn Term 1

Key Concepts	EYFS	Year 1	Year 2	Year 3	Year 4	Year 5	Year 6
<p>Being me in my world</p>  <p>(PSHE Outcomes SMSC Outcomes)</p>	<ul style="list-style-type: none"> ◇ Know they have a right to learn and play, safely and happily ◇ Know that some people are different from themselves ◇ Know that hands can be used kindly and unkindly ◇ Know special things about themselves ◇ Know how happiness and sadness can be expressed ◇ Know that being kind is good 	<ul style="list-style-type: none"> ◇ Understand their own rights and responsibilities with their classroom ◇ Understand that their choices have consequences ◇ Understand that their views are important ◇ Understand the rights and responsibilities of a member of a class 	<ul style="list-style-type: none"> ◇ Understand the rights and responsibilities of class members ◇ Know about rewards and consequences and that these stem from choices ◇ Know that it is important to listen to other people ◇ Understand that their own views are valuable ◇ Know that positive choices impact positively on self-learning and the learning of others ◇ Identifying hopes and fears for the year ahead 	<ul style="list-style-type: none"> ◇ Know that the school has a shared set of values ◇ Know why rules are needed and how these relate to choices and consequences ◇ Know that actions can affect others' feelings ◇ Know that others may hold different views ◇ Understand that they are important ◇ Know what a personal goal is ◇ Understanding what a challenge is 	<ul style="list-style-type: none"> ◇ Know their place in the school community ◇ Know what democracy is (applied to pupil voice in school) ◇ Know how groups work together to reach a consensus ◇ Know that having a voice and democracy benefits the school community ◇ Know how individual attitudes and actions make a difference to a class ◇ Know about the different roles in the school community ◇ Know that their own actions affect themselves and others 	<ul style="list-style-type: none"> ◇ Understand how democracy and having a voice benefits the school community ◇ Understand how to contribute towards the democratic process ◇ Understand the rights and responsibilities associated with being a citizen in the wider community and their country ◇ Know how to face new challenges positively ◇ Understand how to set personal goals ◇ Know how an individual's behaviour can affect a group and the consequences of this 	<ul style="list-style-type: none"> ◇ Know about children's universal rights (United Nations Convention on the Rights of the Child) ◇ Know about the lives of children in other parts of the world ◇ Know that personal choices can affect others locally and globally ◇ Know how to set goals for the year ahead ◇ Understand what fears and worries are ◇ Understand that their own choices result in different consequences and rewards ◇ Understand how democracy and having a voice benefits the school community ◇ Understand how to contribute towards the democratic process
	<ul style="list-style-type: none"> ◇ Identify feelings associated with belonging ◇ Skills to play co-operatively with others ◇ Be able to consider others' feelings ◇ Identify feelings of happiness and sadness ◇ Be responsible in the setting ◇ 	<ul style="list-style-type: none"> ◇ Understand that they are safe in their class ◇ Identifying helpful behaviours to make the class a safe place ◇ Understand that they have choices ◇ Understanding that they are special ◇ Identify what it's like to feel proud of an achievement ◇ Recognise feelings associated with positive and negative consequences 	<ul style="list-style-type: none"> ◇ Know how to make their class a safe and fair place ◇ Show good listening skills ◇ Be able to work co-operatively ◇ Recognise own feelings and know when and where to get help ◇ Recognise the feeling of being worried 	<ul style="list-style-type: none"> ◇ Make other people feel valued ◇ Develop compassion and empathy for others ◇ Be able to work collaboratively ◇ Recognise self-worth ◇ Identify personal strengths ◇ Be able to set a personal goal ◇ Recognise feelings of happiness, sadness, worry and fear in themselves and others 	<ul style="list-style-type: none"> ◇ Identify the feelings associated with being included or excluded ◇ Be able to take on a role in a group discussion / task and contribute to the overall outcome ◇ Know how to regulate my emotions ◇ Can make others feel cared for and welcome ◇ Recognise the feelings of being motivated or unmotivated ◇ Can make others feel valued and included ◇ Understand why the school community benefits from a Learning Charter ◇ Be able to help friends make positive choices 	<ul style="list-style-type: none"> ◇ Empathy for people whose lives are different from their own ◇ Consider their own actions and the effect they have on themselves and others ◇ Be able to work as part of a group, listening and contributing effectively ◇ Be able to identify what they value most about school ◇ Identify hopes for the school year ◇ Understand why the school community benefits from a Learning Charter ◇ Be able to help friends make positive choices ◇ Know how to regulate my emotions 	<ul style="list-style-type: none"> ◇ Know own wants and needs ◇ Be able to compare their life with the lives of those less fortunate ◇ Demonstrate empathy and understanding towards others ◇ Can demonstrate attributes of a positive role-model ◇ Can take positive action to help others ◇ Be able to contribute towards a group task ◇ Know what effective group work is ◇ Know how to regulate my emotions ◇ Be able to make others feel welcomed and valued




Key Concepts Overview—Autumn Term 2

Key Concepts	EYFS	Year 1	Year 2	Year 3	Year 4	Year 5	Year 6
<p>Understanding diversity (Celebrating difference)</p>  <p>(PSHE Outcomes SMSC Outcomes)</p>	<ul style="list-style-type: none"> ◇ Know what being unique means ◇ Know the names of some emotions such as happy, sad, frightened, angry ◇ Know why having friends is important ◇ Know some qualities of a positive friendship ◇ Know that they don't have to be 'the same as' to be a friend ◇ Know what being proud means and that people can be proud of different things ◇ Know that people can be good at different things ◇ Know that families can be different ◇ Know that people have different homes and why they are important to them ◇ Know different ways of making friends ◇ Know different ways to stand up for myself 	<ul style="list-style-type: none"> ◇ Know what bullying means ◇ Know who to tell if they or someone else is being bullied or is feeling unhappy ◇ Know that people are unique and that it is OK to be different ◇ Know skills to make friendships ◇ Know that people have differences and similarities 	<ul style="list-style-type: none"> ◇ Know the difference between a one-off incident and bullying ◇ Know that sometimes people get bullied because of difference ◇ Know that friends can be different and still be friends ◇ Know there are stereotypes about boys and girls ◇ Know where to get help if being bullied ◇ Know that it is OK not to conform to gender stereotypes ◇ Know it is good to be yourself ◇ Know the difference between right and wrong and the role that choice has to play in this 	<ul style="list-style-type: none"> ◇ Know what it means to be a witness to bullying and that a witness can make the situation worse or better by what they do ◇ Know that conflict is a normal part of relationships ◇ Know that some words are used in hurtful ways and that this can have consequences ◇ Know why families are important ◇ Know that everybody's family is different ◇ Know that sometimes family members don't get along and some reasons for this 	<ul style="list-style-type: none"> ◇ Know that some forms of bullying are harder to identify e.g. tactical ignoring, cyber-bullying ◇ Know the reasons why witnesses sometimes join in with bullying and don't tell anyone ◇ Know that sometimes people make assumptions about a person because of the way they look or act ◇ Know there are influences that can affect how we judge a person or situation ◇ Know what to do if they think bullying is or might be taking place ◇ Know that first impressions can change 	<ul style="list-style-type: none"> ◇ Know external forms of support in regard to bullying e.g. Childline ◇ Know that bullying can be direct and indirect ◇ Know what racism is and why it is unacceptable ◇ Know what culture means ◇ Know that differences in culture can sometimes be a source of conflict ◇ Know that rumour-spreading is a form of bullying online and offline ◇ Know how their life is different from the lives of children in the developing world 	<ul style="list-style-type: none"> ◇ Know that people can hold power over others ◇ Know that power can play a part in a bullying or conflict situation ◇ Know that there are different perceptions of 'being normal' and where these might come from ◇ Know that difference can be a source of celebration as well as conflict ◇ Know that being different could affect someone's life ◇ Know why some people choose to bully others ◇ Know that people with disabilities can lead amazing lives
	<ul style="list-style-type: none"> ◇ Recognise emotions when they or someone else is upset, frightened or angry ◇ Identify and use skills to make a friend ◇ Identify some ways they can be different and the same as others ◇ Identify and use skills to stand up for themselves ◇ Identify feelings associated with being proud ◇ Identify things they are good at ◇ Be able to vocalise success for themselves and about others successes ◇ Recognise similarities and differences between their family and other families 	<ul style="list-style-type: none"> ◇ Identify what is bullying and what isn't ◇ Understand how being bullied might feel ◇ Recognise ways in which they are the same as their friends and ways they are different ◇ Know ways to help a person who is being bullied ◇ Identify emotions associated with making a new friend ◇ Verbalise some of the attributes that make them unique and special 	<ul style="list-style-type: none"> ◇ Explain how being bullied can make someone feel ◇ Know how to stand up for themselves when they need to ◇ Understand that everyone's differences make them special and unique ◇ Understand that boys and girls can be similar in lots of ways and that is OK ◇ Understand that boys and girls can be different in lots of ways and that is OK ◇ Can choose to be kind to someone who is being bullied ◇ Recognise that they shouldn't judge people because they are different 	<ul style="list-style-type: none"> ◇ Use the 'Solve it together' technique to calm and resolve conflicts with friends and family ◇ Be able to 'problem-solve' a bullying situation accessing appropriate support if necessary ◇ Be able to show appreciation for their families, parents and carers ◇ Empathise with people who are bullied ◇ Employ skills to support someone who is bullied ◇ Be able to recognise, accept and give compliments ◇ Recognise feelings associated with receiving a compliment 	<ul style="list-style-type: none"> ◇ Be comfortable with the way they look ◇ Try to accept people for who they are ◇ Be non-judgemental about others who are different ◇ Identify influences that have made them think or feel positively/negatively about a situation ◇ Identify feelings that a bystander might feel in a bullying situation ◇ Identify reasons why a bystander might join in with bullying ◇ Revisit the 'Solve it together' technique to practise conflict and bullying scenarios ◇ Identify their own uniqueness ◇ Identify when a first impression they had was right or wrong 	<ul style="list-style-type: none"> ◇ Appreciate the value of happiness regardless of material wealth ◇ Identify their own culture and different cultures within their class community ◇ Identify their own attitudes about people from different faith and cultural backgrounds ◇ Develop respect for cultures different from their own ◇ Identify a range of strategies for managing their own feelings in bullying situations ◇ Identify some strategies to encourage children who use bullying behaviours to make other choices ◇ Be able to support children who are being bullied 	<ul style="list-style-type: none"> ◇ Empathise with people who are different and be aware of my own feelings towards them ◇ Identify feelings associated with being excluded ◇ Be able to recognise when someone is exerting power negatively in a relationship ◇ Be able to vocalise their thoughts and feelings about prejudice and discrimination and why it happens ◇ Use a range of strategies when involved in a bullying situation or in situations where difference is a source of conflict ◇ Identify different feelings of the bully, bullied and bystanders in a bullying scenario ◇ Appreciate people for who they are ◇ Show empathy




Key Concepts Overview—Spring Term 1

Key Concepts	EYFS	Year 1	Year 2	Year 3	Year 4	Year 5	Year 6
<p>Dreams and goals</p>  <p>(PSHE Outcomes SMSC Outcomes)</p>	<ul style="list-style-type: none"> ◇ Know what a challenge is ◇ Know that it is important to keep trying ◇ Know what a goal is ◇ Know how to set goals and work towards them ◇ Know which words are kind ◇ Know some jobs that they might like to do ◇ Know when they are older ◇ Know that they must work hard now in order to be able to achieve the job they want when they are older ◇ Know when they have achieved a goal 	<ul style="list-style-type: none"> ◇ Know how to set simple goals ◇ Know how to achieve a goal ◇ Know how to identify obstacles which make achieving their goals difficult and work out how to overcome them ◇ Know when a goal has been achieved ◇ Know how to work well with a partner ◇ Know that tackling a challenge can stretch their learning 	<ul style="list-style-type: none"> ◇ Know how to choose a realistic goal and think about how to achieve it ◇ Know that it is important to persevere ◇ Know how to recognise what working together well looks like ◇ Know what good group-working looks like ◇ Know how to share success with other people 	<ul style="list-style-type: none"> ◇ Know that they are responsible for their own learning ◇ Know what an obstacle is and how they can hinder achievement ◇ Know how to take steps to overcome obstacles ◇ Know what dreams and ambitions are important to them ◇ Know about specific people who have overcome difficult challenges to achieve success ◇ Know how they can best overcome learning challenges ◇ Know what their own strengths are as a learner ◇ Know how to evaluate their own learning progress and identify how it can be better next time 	<ul style="list-style-type: none"> ◇ Know how to make a new plan and set new goals even if they have been disappointed ◇ Know how to work as part of a successful group ◇ Know how to share in the success of a group ◇ Know what their own hopes and dreams are ◇ Know that hopes and dreams don't always come true ◇ Know that reflecting on positive and happy experiences can help them to counteract disappointment ◇ Know how to work out the steps they need to take to achieve a goal 	<ul style="list-style-type: none"> ◇ Know about a range of jobs that are carried out by people I know ◇ Know the types of job they might like to do when they are older ◇ Know that young people from different cultures may have different dreams and goals ◇ Know that they will need money to help them to achieve some of their dreams ◇ Know that different jobs pay more money than others ◇ Know that communicating with someone from a different culture means that they can learn from them and vice versa ◇ Know ways that they can support young people in their own culture and abroad 	<ul style="list-style-type: none"> ◇ Know their own learning strengths ◇ Know what their classmates like and admire about them ◇ Know a variety of problems that the world is facing ◇ Know some ways in which they could work with others to make the world a better place ◇ Know what the learning steps are they need to take to achieve their goal ◇ Know how to set realistic and challenging goals
	<ul style="list-style-type: none"> ◇ Understand that challenges can be difficult ◇ Resilience ◇ Recognise some of the feelings linked to perseverance ◇ Recognise how kind words can encourage people ◇ Talk about a time that they kept on trying and achieved a goal ◇ Be ambitious ◇ Feel proud ◇ Celebrate success 	<ul style="list-style-type: none"> ◇ Recognise things that they do well ◇ Explain how they learn best ◇ Recognise their own feelings when faced with a challenge/obstacle ◇ Recognise how they feel when they overcome a challenge/obstacle ◇ Celebrate an achievement with a friend ◇ Can store feelings of success so that they can be used in the future 	<ul style="list-style-type: none"> ◇ Recognise how working with others can be helpful ◇ Be able to work effectively with a partner ◇ Be able to choose a partner with whom they work well ◇ Be able to work as part of a group ◇ Be able to describe their own achievements and the feelings linked to this ◇ Recognise their own strengths as a learner ◇ Recognise how it feels to be part of a group that succeeds and store this feeling 	<ul style="list-style-type: none"> ◇ Can break down a goal into small steps ◇ Can manage feelings of frustration linked to facing obstacles ◇ Imagine how it will feel when they achieve their dream/ambition ◇ Recognise other people's achievements in overcoming difficulties ◇ Recognise how other people can help them to achieve their goals ◇ Can share their success with others ◇ Can store feelings of success (in their internal treasure chest) to be used at another time 	<ul style="list-style-type: none"> ◇ Have a positive attitude ◇ Can identify the feeling of disappointment ◇ Be able to cope with disappointment ◇ Can identify what resilience is ◇ Can identify a time when they have felt disappointed ◇ Can talk about their hopes and dreams and the feelings associated with these ◇ Help others to cope with disappointment ◇ Enjoy being part of a group challenge ◇ Can share their success with others ◇ Can store feelings of success (in their internal treasure chest) to be used at another time 	<ul style="list-style-type: none"> ◇ Verbalise what they would like their life to be like when they are grown up ◇ Appreciate the contributions made by people in different jobs ◇ Reflect on the differences between their own learning goals and those of someone from a different culture ◇ Appreciate the differences between themselves and someone from a different culture ◇ Understand why they are motivated to make a positive contribution to supporting others ◇ Appreciate the opportunities learning and education can give them 	<ul style="list-style-type: none"> ◇ Understand why it is important to stretch the boundaries of their current learning ◇ Be able to give praise and compliments to other people when they recognise that person's achievements ◇ Empathise with people who are suffering or living in difficult situations ◇ Set success criteria so that they know when they have achieved their goal ◇ Recognise the emotions they experience when they consider people in the world who are suffering or living in difficult circumstances




Key Concepts Overview—Spring Term 2

Key Concepts	EYFS	Year 1	Year2	Year 3	Year 4	Year 5	Year 6
<p>Healthy me</p>  <p>(PSHE Outcomes SMSC Outcomes)</p>	<ul style="list-style-type: none"> ◇ Know what the word ‘healthy’ means ◇ Know some things that they need to do to keep healthy ◇ Know the names for some parts of their body ◇ Know when and how to wash their hands ◇ properly ◇ Know how to say no to strangers ◇ Know that they need to exercise to keep healthy ◇ Know how to help themselves go to sleep and that sleep is good for them ◇ Know what to do if they get lost 	<ul style="list-style-type: none"> ◇ Know the difference between being healthy and unhealthy ◇ Know some ways to keep healthy ◇ Know how to make healthy lifestyle choices ◇ Know that all household products, including medicines, can be harmful if not used properly ◇ Know that medicines can help them if they feel poorly ◇ Know how to keep safe when crossing the road ◇ Know how to keep themselves clean and healthy ◇ Know that germs cause disease/illness ◇ Know about people who can keep them safe 	<ul style="list-style-type: none"> ◇ Know what their body needs to stay healthy ◇ Know what relaxed means ◇ Know why healthy snacks are good for their bodies ◇ Know which foods given their bodies energy ◇ Know that it is important to use medicines safely ◇ Know what makes them feel relaxed/stressed ◇ Know how medicines work in their bodies ◇ Know how to make some healthy snacks 	<ul style="list-style-type: none"> ◇ Know how exercise affects their bodies ◇ Know that the amount of calories, fat and sugar that they put into their bodies will affect their health ◇ Know that there are different types of drugs ◇ Know that there are things, places and people that can be dangerous ◇ Know when something feels safe or unsafe ◇ Know why their hearts and lungs are such important organs ◇ Know a range of strategies to keep themselves safe ◇ Know that their bodies are complex and need taking care of 	<ul style="list-style-type: none"> ◇ Know that there are leaders and followers in groups ◇ Know the facts about smoking and its effects on health ◇ Know the facts about alcohol and its effects on health, particularly the liver ◇ Know ways to resist when people are putting pressure on them ◇ Know what they think is right and wrong ◇ Know how different friendship groups are formed and how they fit into them ◇ Know which friends they value most ◇ Know that they can take on different roles according to the situation ◇ Know some of the reasons some people start to smoke ◇ Know some of the reasons some people drink alcohol 	<ul style="list-style-type: none"> ◇ Know basic emergency procedures, including the recovery position ◇ Know the health risks of smoking ◇ Know how smoking tobacco affects the lungs, liver and heart ◇ Know how to get help in emergency situations ◇ Know that the media, social media and celebrity culture promotes certain body types ◇ Know the different roles food can play in people’s lives and know that people can develop eating problems/disorders related to body image pressure ◇ Know some of the risks linked to misusing alcohol, including antisocial behaviour ◇ Know what makes a healthy lifestyle 	<ul style="list-style-type: none"> ◇ Know how to take responsibility for their own health ◇ Know what it means to be emotionally well ◇ Know how to make choices that benefit their own health and well-being ◇ Know about different types of drugs and their uses ◇ Know how these different types of drugs can affect people’s bodies, especially their liver and heart ◇ Know that stress can be triggered by a range of things ◇ Know that being stressed can cause drug and alcohol misuse ◇ Know that some people can be exploited and made to do things that are against the law ◇ Know why some people join gangs and the risk that this can involve
	<ul style="list-style-type: none"> ◇ Can explain what they need to do to stay healthy ◇ Recognise how exercise makes them feel ◇ Can give examples of healthy food ◇ Can explain what to do if a stranger approaches them ◇ Can explain how they might feel if they don’t get enough sleep ◇ Recognise how different foods can make them feel 	<ul style="list-style-type: none"> ◇ Keep themselves safe ◇ Recognise how being healthy helps them to feel happy ◇ Recognise ways to look after themselves if they feel poorly ◇ Recognise when they feel frightened and know how to ask for help ◇ Feel good about themselves when they make healthy choices ◇ Realise that they are special 	<ul style="list-style-type: none"> ◇ Feel positive about caring for their bodies and keeping it healthy ◇ Have a healthy relationship with food ◇ Desire to make healthy lifestyle choices ◇ Identify when a feeling is weak and when a feeling is strong ◇ Express how it feels to share healthy food with their friends 	<ul style="list-style-type: none"> ◇ Respect their own bodies and appreciate what they do ◇ Can take responsibility for keeping themselves and others safe ◇ Identify how they feel about drugs ◇ Can express how being anxious or scared feels ◇ Able to set themselves a fitness challenge ◇ Recognise what it feels like to make a healthy choice 	<ul style="list-style-type: none"> ◇ Can identify the feelings that they have about their friends and different friendship groups ◇ Recognise negative feelings in peer pressure situations ◇ Can identify the feelings of anxiety and fear associated with peer pressure ◇ Can tap into their inner strength and know-how to be assertive ◇ Recognise how different people and groups they interact with impact on them ◇ Identify which people they most want to be friends with 	<ul style="list-style-type: none"> ◇ Respect and value their own bodies ◇ Can reflect on their own body image and know how important it is that this is positive ◇ Recognise strategies for resisting pressure ◇ Can identify ways to keep themselves calm in an emergency ◇ Can make informed decisions about whether or not they choose to smoke when they are older ◇ Can make informed decisions about whether they choose to drink alcohol when they are older ◇ Accept and respect themselves for who they are ◇ Be motivated to keep themselves healthy and happy 	<ul style="list-style-type: none"> ◇ Are motivated to care for their own physical and emotional health ◇ Suggest strategies someone could use to avoid being pressured ◇ Can use different strategies to manage stress and pressure ◇ Are motivated to find ways to be happy and cope with life’s situations without using drugs ◇ Identify ways that someone who is being exploited could help themselves ◇ Recognise that people have different attitudes towards mental health/illness




Key Concepts Overview—Summer Term 1

Key Concepts	EYFS	Year 1	Year2	Year 3	Year 4	Year 5	Year 6
<p>Relationships</p>  <p>(PSHE Outcomes SMSC Outcomes)</p>	<ul style="list-style-type: none"> ◇ Know what a family is ◇ Know that different people in a family have different responsibilities (jobs) ◇ Know some of the characteristics of healthy and safe friendships ◇ Know that friends sometimes fall out ◇ Know some ways to mend a friendship ◇ Know that unkind words can never be taken back and they can hurt ◇ Know how to use Jigsaw’s Calm Me to help when feeling angry ◇ Know some reasons why others get angry 	<ul style="list-style-type: none"> ◇ Know that everyone’s family is different ◇ Know that families are founded on belonging, love and care ◇ Know that physical contact can be used as a greeting ◇ Know how to make a friend ◇ Know who to ask for help in the school community ◇ Know that there are lots of different types of families ◇ Know the characteristics of healthy and safe friends ◇ Know about the different people in the school community and how they help 	<ul style="list-style-type: none"> ◇ Know that there are lots of forms of physical contact within a family ◇ Know how to stay stop if someone is hurting them ◇ Know there are good secrets and worry secrets and why it is important to share worry secrets ◇ Know what trust is ◇ Know that everyone’s family is different ◇ Know that families function well when there is trust, respect, care, love and co-operation ◇ Know some reasons why friends have conflicts ◇ Know that friendships have ups and downs and sometimes change with time ◇ Know how to use the Mending Friendships or Solve it together problem-solving methods 	<ul style="list-style-type: none"> ◇ Know that different family members carry out different roles or have different responsibilities within the family ◇ Know some of the skills of friendship, e.g. taking turns, being a good listener ◇ Know some strategies for keeping themselves safe online ◇ Know that they and all children have rights (UNCRC) ◇ Know that gender stereotypes can be unfair, e.g. Mum is always the carer, Dad always goes to work etc ◇ Know how some of the actions and work of people around the world help and influence my life ◇ Know the lives of children around the world can be different from their own 	<ul style="list-style-type: none"> ◇ Know some reasons why people feel jealousy ◇ Know that loss is a normal part of relationships ◇ Know that negative feelings are a normal part of loss ◇ Know that sometimes it is better for a friendship/ relationship to end if it is causing negative feelings or is unsafe ◇ Know that jealousy can be damaging to relationships ◇ Know that memories can support us when we lose a special person or animal 	<ul style="list-style-type: none"> ◇ Know that there are rights and responsibilities in an online community or social network ◇ Know that there are rights and responsibilities when playing a game online ◇ Know that too much screen time isn’t healthy ◇ Know how to stay safe when using technology to communicate with friends ◇ Know that a personality is made up of many different characteristics, qualities and attributes ◇ Know that belonging to an online community can have positive and negative consequences 	<ul style="list-style-type: none"> ◇ Know that it is important to take care of their own mental health ◇ Know ways that they can take care of their own mental health ◇ Know the stages of grief and that there are different types of loss that cause people to grieve ◇ Know that sometimes people can try to gain power or control them ◇ Know some of the dangers of being ‘online’ ◇ Know how to use technology safely and positively to communicate with their friends and family
	<ul style="list-style-type: none"> ◇ Can identify what jobs they do in their family and those carried out by parents/carers and siblings ◇ Can suggest ways to make a friend or help someone who is lonely ◇ Can use different ways to mend a friendship ◇ Can recognise what being angry feels like ◇ Can use Calm Me when angry or upset 	<ul style="list-style-type: none"> ◇ Can express how it feels to be part of a family and to care for family members ◇ Can say what being a good friend means ◇ Can identify forms of physical contact they prefer ◇ Can say no when they receive a touch they don’t like ◇ Can show skills of friendship ◇ Can praise themselves and others ◇ Can recognise some of their personal qualities ◇ Can say why they appreciate a special relationship 	<ul style="list-style-type: none"> ◇ Can identify the different roles and responsibilities in their family ◇ Can recognise the value that families can bring ◇ Can recognise and talk about the types of physical contact that is acceptable or unacceptable ◇ Can identify the negative feelings associated with keeping a worry secret ◇ Can identify who they trust in their own relationships ◇ Can use positive problem-solving techniques (Mending Friendships or Solve it together) to resolve a friendship conflict ◇ Can identify the feelings associated with trust ◇ Can give and receive compliments ◇ Can say who they would go to for help if they were worried or scared 	<ul style="list-style-type: none"> ◇ Can identify the responsibilities they have within their family ◇ Know how to access help if they are concerned about anything on social media or the internet ◇ Can empathise with people from other countries who may not have a fair job or are less fortunate ◇ Understand that they are connected to the global community in many different ways ◇ Can use Solve it together in a conflict scenario and find a win-win outcome ◇ Can identify similarities in children’s rights around the world ◇ Can identify their own wants and needs and how these may be similar or different from other children in school and the global community 	<ul style="list-style-type: none"> ◇ Can identify feelings and emotions that accompany jealousy ◇ Can suggest positive strategies for managing jealousy ◇ Can identify people who are special to them and express why ◇ Can identify the feelings and emotions that accompany loss ◇ Can suggest strategies for managing loss ◇ Can tell you about someone they no longer see ◇ Can suggest ways to manage relationship changes including how to negotiate 	<ul style="list-style-type: none"> ◇ Can suggest strategies for building self-esteem of themselves and others ◇ Can identify when an online community/social media group feels risky, uncomfortable, or unsafe ◇ Can suggest strategies for staying safe online/ social media ◇ Can say how to report unsafe online/social network activity ◇ Can identify when an online game is safe or unsafe ◇ Can suggest ways to monitor and reduce screen time ◇ Can suggest strategies for managing unhelpful pressures online or in social networks 	<ul style="list-style-type: none"> ◇ Recognise that people can get problems with their mental health and that it is nothing to be ashamed of ◇ Can help themselves and others when worried about a mental health problem ◇ Recognise when they are feeling grief and have strategies to manage them ◇ Demonstrate ways they could stand up for themselves and their friends in situations where others are trying to gain power or control ◇ Can resist pressure to do something online that might hurt themselves or others ◇ Can take responsibility for their own safety and well-being





Key Concepts Overview—Summer Term 2

Key Concepts	EYFS	Year 1	Year2	Year 3	Year 4	Year 5	Year 6
<p>Changing me</p>  <p>(PSHE Outcomes SMSC Outcomes)</p>	<ul style="list-style-type: none"> ◇ Know the names and functions of some parts of the body (see vocabulary list) ◇ Know that we grow from baby to adult ◇ Know who to talk to if they are feeling worried ◇ Know that sharing how they feel can help solve a worry ◇ Know that remembering happy times can help us move on 	<ul style="list-style-type: none"> ◇ Know the names of male and female private body parts ◇ Know that there are correct names for private body parts and nicknames, and when to use them ◇ Know which parts of the body are private and that they belong to that person and that nobody has the right to hurt these ◇ Know who to ask for help if they are worried or frightened ◇ Know that animals including humans have a life cycle ◇ Know that changes happen when we grow up ◇ Know that people grow up at different rates and that is normal ◇ Know that learning brings about change 	<ul style="list-style-type: none"> ◇ Know the physical differences between male and female bodies ◇ Know that private body parts are special and that no one has the right to hurt these ◇ Know who to ask for help if they are worried or frightened ◇ Know there are different types of touch and that some are acceptable and some are unacceptable ◇ Know the correct names for private body parts ◇ Know that life cycles exist in nature ◇ Know that aging is a natural process including old age ◇ Know that some changes are out of an individual's control ◇ Know how their bodies have changed from when they were a baby and that they will continue to change as they age 	<ul style="list-style-type: none"> ◇ Know that the male and female body needs to change at puberty so their bodies can make babies when they are adults ◇ Know some of the outside body changes that happen during puberty ◇ Know some of the changes on the inside that happen during puberty ◇ Know that in animals and humans lots of changes happen between conception and growing up ◇ Know that in nature it is usually the female that carries the baby ◇ Know that in humans a mother carries the baby in her uterus (womb) and this is where it develops ◇ Know that babies need love and care from their parents/ carers ◇ Know some of the changes that happen between being a baby and a child 	<ul style="list-style-type: none"> ◇ Know that personal characteristics are inherited from birth parents and this is brought about by an ovum joining with a sperm ◇ Know that babies are made by a sperm joining with an ovum ◇ Know the names of the different internal and external body parts that are needed to make a baby ◇ Know how the female and male body change at puberty ◇ Know that change can bring about a range of different emotions ◇ Know that personal hygiene is important during puberty and as an adult ◇ Know that change is a normal part of life and that some cannot be controlled and have to be accepted 	<ul style="list-style-type: none"> ◇ Know how girls' and boys' bodies change during puberty and understand the importance of looking after themselves physically and emotionally ◇ Know that sexual intercourse can lead to conception ◇ Know that some people need help to conceive and might use IVF ◇ Know that becoming a teenager involves various changes and also brings growing responsibility ◇ Know what perception means and that perceptions can be right or wrong 	<ul style="list-style-type: none"> ◇ Know how girls' and boys' bodies change during puberty and understand the importance of looking after themselves physically and emotionally ◇ Know how a baby develops from conception through the nine months of pregnancy and how it is born ◇ Know how being physically attracted to someone changes the nature of the relationship ◇ Know the importance of self-esteem and what they can do to develop it ◇ Know what they are looking forward to and what they are worried about when thinking about transition to secondary school/moving to their next class
	<ul style="list-style-type: none"> ◇ Recognise that changing class can elicit happy and/or sad emotions ◇ Can say how they feel about changing class/ growing up ◇ Can identify how they have changed from a baby ◇ Can say what might change for them they get older ◇ Can identify positive memories from the past year in school/ home 	<ul style="list-style-type: none"> ◇ Understand and accept that change is a natural part of getting older ◇ Can suggest ways to manage change, e.g. moving to a new class ◇ Can identify some things that have changed and some things that have stayed the same since being a baby (including the body) ◇ Can express why they enjoy learning 	<ul style="list-style-type: none"> ◇ Can say who they would go to for help if worried or scared ◇ Can say what types of touch they find comfortable/ uncomfortable ◇ Be able to confidently ask someone to stop if they are being hurt or frightened ◇ Can appreciate that changes will happen and that some can be controlled and others not ◇ Be able to express how they feel about changes ◇ Show appreciation for people who are older ◇ Can recognise the independence and responsibilities they have now compared to being a baby or toddler ◇ Can say what greater responsibilities and freedoms they may have in the future ◇ Can say what they are looking forward to in the next year 	<ul style="list-style-type: none"> ◇ Can express how they feel about puberty ◇ Can say who they can talk to about puberty if they have any worries ◇ Can suggest ways to help them manage feelings during changes they are more anxious about ◇ Can identify stereotypical family roles and challenge these ideas, e.g. it may not always be Mum who does the laundry ◇ Can express how they feel about babies ◇ Can describe the emotions that a new baby can bring to a family ◇ Can identify changes they are looking forward to in the next year 	<ul style="list-style-type: none"> ◇ Can appreciate their own uniqueness and that of others ◇ Can express any concerns they have about puberty ◇ Have strategies for managing the emotions relating to change ◇ Can express how they feel about having children when they are grown up ◇ Can say who they can talk to about puberty if they are worried ◇ Can apply the circle of change model to themselves to have strategies for managing change 	<ul style="list-style-type: none"> ◇ Can celebrate what they like about their own and others' self-image and body image ◇ Can suggest ways to boost self-esteem of self and other ◇ Recognise that puberty is a natural process that happens to everybody and that it will be OK for them ◇ Can ask questions about puberty to seek clarification ◇ Can express how they feel about having a romantic relationship when they are an adult ◇ Can express how they feel about having children when they are an adult ◇ Can express how they feel about becoming a teenager ◇ Can say who they can talk to if concerned about puberty or becoming a teenager/adult 	<ul style="list-style-type: none"> ◇ Recognise ways they can develop their own self-esteem ◇ Can express how they feel about the changes that will happen to them during puberty ◇ Understand that mutual respect is essential in a boyfriend/girlfriend relationship and that they shouldn't feel pressured into doing something that they don't want to ◇ Recognise how they feel when they reflect on the development and birth of a baby ◇ Can celebrate what they like about their own and others' self-image and body image ◇ Use strategies to prepare themselves emotionally for the transition (changes) to secondary school



EYFS PSHE Yearly Overview

Autumn 1	Autumn 2	Spring 1	Spring 2	Summer 1	Summer 2
Being me in my world 	Celebrating difference 	Dreams and goals 	Healthy me 	Relationships 	Changing me 





Autumn Term 1—Being me in my world



<i>Prior Learning</i>	<p>Know that the school has a shared set of values Know why rules are needed and how these relate to choices and consequences Know that actions can affect others' feelings Know that others may hold different views Understand that they are important Know what a personal goal is Understanding what a challenge is</p>		<p>Make other people feel valued Develop compassion and empathy for others Be able to work collaboratively Recognise self-worth Identify personal strengths Be able to set a personal goal Recognise feelings of happiness, sadness, worry and fear in themselves and others</p>		
<i>End Points</i>	<p>Know their place in the school community Know what democracy is (applied to pupil voice in school) Know how groups work together to reach a consensus Know that having a voice and democracy benefits the school community Know how individual attitudes and actions make a difference to a class Know about the different roles in the school community Know that their own actions affect themselves and others</p>		<p>Identify the feelings associated with being included or excluded Be able to take on a role in a group discussion / task and contribute to the overall outcome Know how to regulate my emotions Can make others feel cared for and welcome Recognise the feelings of being motivated or unmotivated Can make others feel valued and included Understand why the school community benefits from a Learning Charter Be able to help friends make positive choices</p>		
<i>Vocabulary</i>	Included, Excluded, Role, Job Description, School Community, Democracy, Democratic, Decisions, Voting, Authority, Contribution, Observer, UN Convention on Rights of Child (UNCRC)				
Key Concept	Second Order Concepts	Key Strands (SMSC / British Values / Protected characteristics)	Lesson Sequence	Learning Objectives PSHE / SMSC	Resources
<i>Being me in my world</i> 	◇ Emotional literacy ◇ Responsibility ◇ Resilience ◇ Oral and written expression	◇ Social development ◇ Spiritual development ◇ Democracy ◇ Rule of law ◇ Individual liberty ◇ Mutual respect ◇ Tolerance of those of different faiths and beliefs	Lesson 1	Becoming a Class 'Team' I know my attitudes and actions make a difference to the class team I know how to use my Jigsaw Journal I know how good it feels to be included in a group and understand how it feels to be excluded I try to make people feel welcome and valued	Jigsaw Charter, Jigsaw Chime, 'Calm Me' script, Jigsaw Jaz, Meet and Greet Bingo resource sheet, Included/excluded PowerPoint slides, sponge football, post-its, timer, My Jigsaw Journey, Jigsaw Journals, Jigsaw Jerrie Cat.
	◇ Emotional literacy ◇ Responsibility ◇ Resilience ◇ Oral and written expression	◇ Social development ◇ Cultural development ◇ Democracy ◇ Individual liberty ◇ Mutual respect	Lesson 2	Being a School Citizen I understand who is in my school community, the roles they play and how I fit in I can take on a role in a group and contribute to the overall outcome	Jigsaw Charter, Jigsaw Chime, 'Calm Me' script, sponge football, school community role cards, role cards and blank job description cards, timer, My Jigsaw Journey, Jigsaw Journals, Jigsaw Jerrie Cat.
	◇ Emotional literacy ◇ Responsibility ◇ Resilience ◇ Oral and written expression	◇ Moral development ◇ Cultural development ◇ Democracy	Lesson 3	Rights, Responsibilities and Democracy I understand how democracy works through the School Council I can recognise my contribution to making a Learning Charter for the whole school	Jigsaw Charter, Jigsaw Chime, 'Calm Me' script, Jigsaw Jaz, UNCRC Rights of the Child (Unicef leaflet for teacher use), Spot the difference pictures (Articles 12 and 28), UNCRC Resource sheet, My Jigsaw Journey, Jigsaw Journals, Jigsaw Jerrie Cat.
	◇ Emotional literacy ◇ Responsibility ◇ Resilience ◇ Oral and written expression	◇ Social development ◇ Moral development ◇ Democracy ◇ Rule of law ◇ Individual liberty ◇ Mutual respect	Lesson 4	Rewards and Consequences I understand that my actions affect myself and others; I care about other people's feelings and try to empathise with them I understand how rewards and consequences motivate people's behaviour	Jigsaw Charter, Jigsaw Chime, 'Calm Me' script, spongeball/orange, scenario cards, Learning Charter, My Jigsaw Journey, Jigsaw Journals, Jigsaw Jerrie Cat.
	◇ Emotional literacy ◇ Responsibility ◇ Resilience ◇ Oral and written expression	◇ Social development ◇ Moral development ◇ Democracy	Lesson 5	Our Learning Charter I understand how groups come together to make decisions I can take on a role in a group and contribute to the overall outcome	Jigsaw Charter, Jigsaw Chime, 'Calm Me' script, Decision PowerPoint slides, What a Mess! scenario, materials for childrens' posters, Learning Charter, Jigsaw Journals, Jigsaw Jerrie Cat
	◇ Emotional literacy ◇ Responsibility ◇ Resilience ◇ Oral and written expression	◇ Social development ◇ Democracy	Lesson 6	Owning Our Learning Charter I understand how democracy and having a voice benefits the school community I understand why our school community benefits from a Learning Charter and can help others to follow it	Jigsaw Charter, Jigsaw Chime, 'Calm Me' script, Choices Bingo Sheets, Children's group posters from previous Piece, Learning Charter, UNCRC Article 28 (see Piece 3), materials for childrens' posters, certificates, My Jigsaw Journey Jigsaw Journals, Jigsaw Jerrie Cat.



Autumn Term 2—Celebrating difference



Prior Learning	<p>Know what it means to be a witness to bullying and that a witness can make the situation worse or better by what they do</p> <p>Know that conflict is a normal part of relationships</p> <p>Know that some words are used in hurtful ways and that this can have consequences</p> <p>Know why families are important</p> <p>Know that everybody's family is different</p> <p>Know that sometimes family members don't get along and some reasons for this</p>		<p>Use the 'Solve it together' technique to calm and resolve conflicts with friends and family</p> <p>Be able to 'problem-solve' a bullying situation accessing appropriate support if necessary</p> <p>Be able to show appreciation for their families, parents and carers</p> <p>Empathise with people who are bullied</p> <p>Employ skills to support someone who is bullied</p> <p>Be able to recognise, accept and give compliments</p> <p>Recognise feelings associated with receiving a compliment</p>		
End Points	<p>Know that some forms of bullying are harder to identify e.g. tactical ignoring, cyber-bullying</p> <p>Know the reasons why witnesses sometimes join in with bullying and don't tell anyone</p> <p>Know that sometimes people make assumptions about a person because of the way they look or act</p> <p>Know there are influences that can affect how we judge a person or situation</p> <p>Know what to do if they think bullying is or might be taking place</p> <p>Know that first impressions can change</p>		<p>Be comfortable with the way they look</p> <p>Try to accept people for who they are</p> <p>Be non-judgemental about others who are different</p> <p>Identify influences that have made them think or feel positively/negatively about a situation</p> <p>Identify feelings that a bystander might feel in a bullying situation</p> <p>Identify reasons why a bystander might join in with bullying</p> <p>Revisit the 'Solve it together' technique to practise conflict and bullying scenarios</p> <p>Identify their own uniqueness</p> <p>Identify when a first impression they had was right or wrong</p>		
Vocabulary	<p>Character, Judgement, Surprised, Different, Appearance, Accept, Influence, Opinion, Attitude, Secret, Deliberate, On purpose, Bystander, Witness, Problem-solve, Cyber bullying, Text message, Website, Troll, Physical features, Impression, Changed</p>				
Key Concept	Second Order Concepts	Key Strands (SMSC / British Values / Protected characteristics)	Lesson Sequence	Learning Objectives PSHE / SMSC	Resources
<p><i>Understanding diversity</i></p>	<ul style="list-style-type: none"> ◇ Emotional literacy ◇ Responsibility ◇ Resilience ◇ Oral and written expression 	<ul style="list-style-type: none"> ◇ Social development ◇ Spiritual development ◇ Tolerance of those of different faiths and beliefs ◇ Age ◇ Disability ◇ Sex 	Lesson 1	<p>Judging by Appearances</p> <p>I understand that, sometimes, we make assumptions based on what people look like</p> <p><i>I try to accept people for who they are</i></p>	Jigsaw Chime, 'Calm Me' script, Jigsaw Journals, Character pictures, A pair of cardboard spectacles with coloured lenses (coloured cellophane) for each group, A pair of spectacles with clear lenses for each group, Character answer cards, My Jigsaw Journey, Jigsaw Jerrie Cat
	<ul style="list-style-type: none"> ◇ Emotional literacy ◇ Responsibility ◇ Resilience ◇ Oral and written expression 	<ul style="list-style-type: none"> ◇ Social development ◇ Moral development ◇ Individual liberty ◇ Mutual respect ◇ Tolerance of those of different faiths and beliefs ◇ Age 	Lesson 2	<p>Understanding influences</p> <p>I understand what influences me to make assumptions based on how people look</p> <p><i>I can question why I think what I do about other people</i></p>	Jigsaw Jaz, Jigsaw Chime, 'Calm Me' script, Optical illusion picture e.g. young/old lady (www.eyetricks.com), Picture of a dog, Response strips, Jigsaw Journals, My Jigsaw Journey, Jigsaw Jerrie Cat.
	<ul style="list-style-type: none"> ◇ Emotional literacy ◇ Responsibility ◇ Resilience ◇ Oral and written expression 	<ul style="list-style-type: none"> ◇ Moral development ◇ Cultural development ◇ Rule of law ◇ Mutual respect 	Lesson 3	<p>Understanding Bullying</p> <p>I know that sometimes bullying is hard to spot and I know what to do if I think it is going on but I'm not sure</p> <p><i>I know how it might feel to be a witness to and a target of bullying</i></p>	Jigsaw Chime, 'Calm Me' script, Jigsaw Song: 'There's a Place', Maya's story, Jigsaw Jaz, Flip chart divided into three sections (one per group), Chunky pens, Jigsaw Journals, My Jigsaw Journey, Jigsaw Jerrie Cat.
	<ul style="list-style-type: none"> ◇ Emotional literacy ◇ Responsibility ◇ Resilience ◇ Oral and written expression 	<ul style="list-style-type: none"> ◇ Social development ◇ Moral development ◇ Rule of law ◇ Mutual respect ◇ Tolerance of those of different faiths and beliefs 	Lesson 4	<p>Problem-solving</p> <p>I can tell you why witnesses sometimes join in with bullying and sometimes don't tell</p> <p><i>I can problem-solve a bullying situation with others</i></p>	Jigsaw Chime, 'Calm Me' script, Jigsaw Jaz, Soft ball, Paper for children's poster Pen/pencil for children's posters Teacher to source local/national info/websites about bullying on and offline, Jigsaw Journal, My Jigsaw Journey, Jigsaw Jerrie Cat.
	<ul style="list-style-type: none"> ◇ Emotional literacy ◇ Responsibility ◇ Resilience ◇ Oral and written expression 	<ul style="list-style-type: none"> ◇ Spiritual development ◇ Individual liberty ◇ Mutual respect 	Lesson 5	<p>Special Me</p> <p><i>Puzzle outcome: Frames</i></p> <p>I can identify what is special about me and value the ways in which I am unique</p> <p><i>I like and respect the unique features of my physical appearance</i></p>	Jigsaw Chime, 'Calm Me' script, Jigsaw Jaz, Coloured strips of paper, Glue sticks, Photos of class members, Mirrors, Template photo frames, Jigsaw Journals, My Jigsaw Journey, Jigsaw Jerrie Cat.
	<ul style="list-style-type: none"> ◇ Emotional literacy ◇ Responsibility ◇ Resilience ◇ Oral and written expression 	<ul style="list-style-type: none"> ◇ Spiritual development ◇ Mutual respect ◇ Tolerance of those of different faiths and beliefs ◇ Disability 	Lesson 6	<p>Celebrating Difference: how we look</p> <p>I can tell you a time when my first impression of someone changed when I got to know them</p> <p><i>I can explain why it is good to accept people for who they are</i></p>	Jigsaw Chime, 'Calm Me' script, Jigsaw Jaz, Character cards (to show on whiteboard), Jigsaw Journals, Blue and red spectacle templates, one for each child, Puzzle 2 Attainment Descriptor Grid, My Jigsaw Journey, certificates, Jigsaw Jerrie Cat.



Spring Term 1—Dreams and goals



<i>Prior Learning</i>	<p>Know that they are responsible for their own learning Know what an obstacle is and how they can hinder achievement Know how to take steps to overcome obstacles Know what dreams and ambitions are important to them Know about specific people who have overcome difficult challenges to achieve success Know how they can best overcome learning challenges Know what their own strengths are as a learner Know how to evaluate their own learning progress and identify how it can be better next time</p>		<p>Can break down a goal into small steps Can manage feelings of frustration linked to facing obstacles Imagine how it will feel when they achieve their dream/ambition Recognise other people's achievements in overcoming difficulties Recognise how other people can help them to achieve their goals Can share their success with others Can store feelings of success (in their internal treasure chest) to be used at another time</p>		
<i>End Points</i>	<p>Know how to make a new plan and set new goals even if they have been disappointed Know how to work as part of a successful group Know how to share in the success of a group Know what their own hopes and dreams are Know that hopes and dreams don't always come true Know that reflecting on positive and happy experiences can help them to counteract disappointment Know how to work out the steps they need to take to achieve a goal</p>		<p>Have a positive attitude Can identify the feeling of disappointment Be able to cope with disappointment Can identify what resilience is Can identify a time when they have felt disappointed Can talk about their hopes and dreams and the feelings associated with these Help others to cope with disappointment Enjoy being part of a group challenge Can share their success with others Can store feelings of success (in their internal treasure chest) to be used at another time</p>		
<i>Vocabulary</i>	<p>Hope, Determination, Resilience, Positive attitude, Disappointment, Fears, Hurts, Positive experiences, Plans, Cope, Help, Self-belief, Motivation, Commitment, Enterprise</p>				
Key Concept	Second Order Concepts	Key Strands (SMSC / British Values / Protected characteristics)	Lesson Sequence	Learning Objectives PSHE / SMSC	Resources
<p><i>Dreams and goals</i></p>	<ul style="list-style-type: none"> ◇ Emotional literacy ◇ Responsibility ◇ Resilience ◇ Oral and written expression 	<ul style="list-style-type: none"> ◇ Spiritual development ◇ Individual liberty 	Lesson 1	<p>Hopes and Dreams I can tell you about some of my hopes and dreams <i>I know how it feels to have hopes and dreams</i></p>	<p>Jigsaw Chime, 'Calm Me' script, Story puzzle card, Jigsaw Jaz, Flip chart/whiteboard, (Optional) Book: 'Salt in his Shoes' by Deloris and Roslyn M. Jordan, (Optional) Video clip of Michael Jordan -teacher to source, Mirror cards or pieces of paper shaped like leaves, Collage materials (E.g. beads, ribbons) (Optional if time allows), Jigsaw Journals, My Jigsaw Journey, Jigsaw Jerrie Cat.</p>
	<ul style="list-style-type: none"> ◇ Emotional literacy ◇ Responsibility ◇ Resilience ◇ Oral and written expression 	<ul style="list-style-type: none"> ◇ Spiritual development ◇ Mutual respect 	Lesson 2	<p>Broken Dreams I understand that sometimes hopes and dreams do not come true and that this can hurt <i>I know how disappointment feels and can identify when I have felt that way</i></p>	<p>Jigsaw Chime, 'Calm Me' script, Jigsaw Song: 'For Me', Hope and dream scenario cards, Jigsaw Jaz, Mirror dream mobiles from previous Piece, Jigsaw Journals, My Jigsaw Journey, Jigsaw Jerrie Cat.</p>
	<ul style="list-style-type: none"> ◇ Emotional literacy ◇ Responsibility ◇ Resilience ◇ Oral and written expression 	<ul style="list-style-type: none"> ◇ Spiritual development ◇ Individual liberty 	Lesson 3	<p>Overcoming Disappointment I know that reflecting on positive and happy experiences can help me to counteract disappointment <i>I know how to cope with disappointment and how to help others cope with theirs</i></p>	<p>Jigsaw Chime, 'Calm Me' script, Jigsaw Song 'For Me', Hopes and dreams scenario cards (from previous Piece), Jigsaw Journals, My Jigsaw Journey, Jigsaw Jaz, Jigsaw Jerrie Cat.</p>
	<ul style="list-style-type: none"> ◇ Emotional literacy ◇ Responsibility ◇ Resilience ◇ Oral and written expression 	<ul style="list-style-type: none"> ◇ Spiritual development ◇ Individual liberty ◇ Mutual respect 	Lesson 4	<p>Creating New Dreams I know how to make a new plan and set new goals even if I have been disappointed <i>I know what it means to be resilient and to have a positive attitude</i></p>	<p>Jigsaw Chime, 'Calm Me' script, Jigsaw Jaz, Dream Cloud resource sheet, Jigsaw Journals, My Jigsaw Journey, Jigsaw Jerrie Cat.</p>
	<ul style="list-style-type: none"> ◇ Emotional literacy ◇ Responsibility ◇ Resilience ◇ Oral and written expression 	<ul style="list-style-type: none"> ◇ Social development ◇ Democracy ◇ Individual liberty ◇ Mutual respect ◇ Tolerance of those of different faiths and beliefs 	Lesson 5	<p>Achieving Goals Puzzle Outcome: Potato People I know how to work out the steps to take to achieve a goal, and can do this successfully as part of a group <i>I can enjoy being part of a group challenge</i></p>	<p>Garden puzzle picture cards, Jigsaw Chime, 'Calm Me' script, Invitation to the Potato, Person competition, Large potato for each group, Cocktail sticks, Craft materials (teacher to select) e.g. material scraps, coloured paper, beads, pipe cleaners, Chunky pens, Potato Person Identity Card template, Jigsaw Journals, My Jigsaw Journey, Jigsaw Jaz, Jigsaw Jerrie Cat.</p>
	<ul style="list-style-type: none"> ◇ Emotional literacy ◇ Responsibility ◇ Resilience ◇ Oral and written expression 	<ul style="list-style-type: none"> ◇ Social development ◇ Spiritual development ◇ Democracy ◇ Mutual respect ◇ Tolerance of those of different faiths and beliefs 	Lesson 6	<p>We Did It! I can identify the contributions made by myself and others to the group's achievement <i>I know how to share in the success of a group and how to store this success experience in my internal treasure chest</i></p>	<p>Children's Potato People/ Identity cards from last lesson (Piece), Jigsaw Chime, 'Calm Me' script, Self-review PowerPoint, Flip chart paper, Chunky pens, Jigsaw Journals, My Jigsaw Journey, Camera (optional), Certificates, Jigsaw Jaz, Jigsaw Jerrie Cat.</p>



Spring Term 2—Healthy me



Prior Learning		Know how exercise affects their bodies Know that the amount of calories, fat and sugar that they put into their bodies will affect their health Know that there are different types of drugs Know that there are things, places and people that can be dangerous Know when something feels safe or unsafe Know why their hearts and lungs are such important organs Know a range of strategies to keep themselves safe Know that their bodies are complex and need taking care of		Respect their own bodies and appreciate what they do Can take responsibility for keeping themselves and others safe Identify how they feel about drugs Can express how being anxious or scared feels Able to set themselves a fitness challenge Recognise what it feels like to make a healthy choice	
End Points		Know that there are leaders and followers in groups Know the facts about smoking and its effects on health Know the facts about alcohol and its effects on health, particularly the liver Know ways to resist when people are putting pressure on them Know what they think is right and wrong Know how different friendship groups are formed and how they fit into them Know which friends they value most Know that they can take on different roles according to the situation Know some of the reasons some people start to smoke Know some of the reasons		Can identify the feelings that they have about their friends and different friendship groups Recognise negative feelings in peer pressure situations Can identify the feelings of anxiety and fear associated with peer pressure Can tap into their inner strength and know-how to be assertive Recognise how different people and groups they interact with impact on them Identify which people they most want to be friends with	
Vocabulary		Friendship, Emotions, Relationships, Friendship groups, Value, Roles, Leader, Follower, Assertive, Agree, Disagree, Smoking, Pressure, Peers, Guilt, Advice, Alcohol, Liver, Disease, Anxiety, Fear, Believe, Assertive, Opinion, Right, Wrong			
Key Concept	Second Order Concepts	Key Strands (SMSC / British Values / Protected characteristics)	Lesson Sequence	Learning Objectives PSHE / SMSC	Resources
Healthy me 	◇ Emotional literacy ◇ Responsibility ◇ Resilience ◇ Oral and written expression	◇ Social development ◇ Individual liberty ◇ Mutual respect ◇ Tolerance of those of different faiths and beliefs	Lesson 1	My Friends and Me I recognise how different friendship groups are formed, how I fit into them and the friends I value the most I can identify the feelings I have about my friends and my different friendship groups	Jigsaw Chime, 'Calm Me' script, Jigsaw Jaz, Concentric circles template (Friendship chart), Jigsaw Journals, Teacher prepared 'Friendship chart' example, My Jigsaw Journey, Jigsaw Jerrie Cat.
	◇ Emotional literacy ◇ Responsibility ◇ Resilience ◇ Oral and written expression	◇ Social development ◇ Democracy ◇ Individual liberty ◇ Mutual respect ◇ Tolerance of those of different faiths and beliefs	Lesson 2	Group Dynamics I understand there are people who take on the roles of leaders or followers in a group, and I know the role I take on in different situations I am aware of how different people and groups impact on me and can recognise the people I most want to be friends with	Jigsaw Chime, 'Calm Me' script, Scenario PowerPoint slide, Different roles: Scenario cards, Jigsaw Journals, My Jigsaw Journey, Jigsaw Jerrie Cat.
	◇ Emotional literacy ◇ Responsibility ◇ Resilience ◇ Oral and written expression	◇ Social development ◇ Moral development ◇ Democracy ◇ Individual liberty ◇ Tolerance of those of different faiths and beliefs	Lesson 3	Smoking I understand the facts about smoking and its effects on health, and also some of the reasons some people start to smoke I can recognise negative feelings in peer pressure situations (such as embarrassment, shame, inadequacy and guilt) and know how to act assertively to resist pressure from myself and others	Jigsaw Chime, 'Calm Me' script, Jigsaw Jaz, Smoking Facts Picture Puzzle, Scenario cards: What happens next?, Jigsaw Journals, My Jigsaw Journey, Jigsaw Jerrie Cat.
	◇ Emotional literacy ◇ Responsibility ◇ Resilience ◇ Oral and written expression	◇ Social development ◇ Moral development ◇ Democracy ◇ Individual liberty ◇ Tolerance of those of different faiths and beliefs	Lesson 4	Alcohol I understand the facts about alcohol and its effects on health, particularly the liver, and also some of the reasons some people drink alcohol I can recognise negative feelings in peer pressure situations (such as embarrassment, shame, inadequacy and guilt) and know how to act assertively to resist pressure from myself and others	Jigsaw Chime, 'Calm Me' script, Jigsaw song: Make a good decision, True/False quiz, PowerPoint slide: liver and liver facts, Jigsaw Journals, My Jigsaw Journey, Jigsaw Jerrie Cat.
	◇ Emotional literacy ◇ Responsibility ◇ Resilience ◇ Oral and written expression	◇ Social development ◇ Individual liberty ◇ Mutual respect ◇ Tolerance of those of different faiths and beliefs	Lesson 5	Healthy Friendships Puzzle Outcome: Healthy Friendships I can recognise when people are putting me under pressure and can explain ways to resist this when I want I can identify feelings of anxiety and fear associated with peer pressure	Jigsaw Chime, 'Calm Me' script, Jigsaw song: 'Make a good decision', Aiden's story, Flip chart and chunky pens, Jigsaw Journals, My Jigsaw Journey, Jigsaw Jerrie Cat.
	◇ Emotional literacy ◇ Responsibility ◇ Resilience ◇ Oral and written expression	◇ Spiritual development ◇ Democracy ◇ Rule of law ◇ Individual liberty	Lesson 6	Celebrating My Inner Strength and Assertiveness I know myself well enough to have a clear picture of what I believe is right and wrong I can tap into my inner strength and know how to be assertive	Jigsaw Chime, 'Calm Me' script, Remote control PowerPoint slide, Scenario PowerPoint slide, Jigsaw Journals, My Jigsaw Journey, Certificates, Jigsaw Jerrie Cat.



Summer Term 1—Relationships



Prior Learning		<p>Know that different family members carry out different roles or have different responsibilities within the family</p> <p>Know some of the skills of friendship, e.g. taking turns, being a good listener</p> <p>Know some strategies for keeping themselves safe online</p> <p>Know that they and all children have rights (UNCRC)</p> <p>Know that gender stereotypes can be unfair, e.g. Mum is always the carer, Dad always goes to work etc</p> <p>Know how some of the actions and work of people around the world help and influence my life</p> <p>Know the lives of children around the world can be different from their own</p>	<p>Can identify the responsibilities they have within their family</p> <p>Know how to access help if they are concerned about anything on social media or the internet</p> <p>Can empathise with people from other countries who may not have a fair job or are less fortunate</p> <p>Understand that they are connected to the global community in many different ways</p> <p>Can use Solve it together in a conflict scenario and find a win-win outcome</p> <p>Can identify similarities in children's rights around the world</p> <p>Can identify their own wants and needs and how these may be similar or different from other children in school and the global community</p>		
End Points		<p>Know some reasons why people feel jealousy</p> <p>Know that loss is a normal part of relationships</p> <p>Know that negative feelings are a normal part of loss</p> <p>Know that sometimes it is better for a friendship/relationship to end if it is causing negative feelings or is unsafe</p> <p>Know that jealousy can be damaging to relationships</p> <p>Know that memories can support us when we lose a special person or animal</p>	<p>Can identify feelings and emotions that accompany jealousy</p> <p>Can suggest positive strategies for managing jealousy</p> <p>Can identify people who are special to them and express why</p> <p>Can identify the feelings and emotions that accompany loss</p> <p>Can suggest strategies for managing loss</p> <p>Can tell you about someone they no longer see</p> <p>Can suggest ways to manage relationship changes including how to negotiate</p>		
Vocabulary		Relationship, Close, Jealousy, Emotions, Positive, Negative, Loss, Shock, Disbelief, Numb, Denial, Guilt, Sadness, Pain, Despair, Hope, Souvenir, Memento, Memorial, Acceptance, Relief, Remember, Negotiate, Compromise, Loyal, Empathy, Betrayal, Amicable, Love.			
Key Concept	Second Order Concepts	Key Strands (SMSC / British Values / Protected characteristics)	Lesson Sequence	Learning Objectives PSHE / SMSC	Resources
<p><i>Relationships</i></p>	<ul style="list-style-type: none"> ◇ Emotional literacy ◇ Responsibility ◇ Resilience ◇ Oral and written expression 	<ul style="list-style-type: none"> ◇ Social development ◇ Spiritual development ◇ Mutual respect ◇ Tolerance of those of different faiths and beliefs 	Lesson 1	<p>Jealousy</p> <p>I can recognise situations which can cause jealousy in relationships</p> <p>I can identify feelings associated with jealousy and suggest strategies to problem-solve when this happens</p>	Jigsaw Chime, 'Calm Me' script, Jigsaw Jaz, Jealousy PowerPoint, 'Situation Cards', Jigsaw Journals, My Jigsaw Journey, Jigsaw Jerrie Cat
	<ul style="list-style-type: none"> ◇ Emotional literacy ◇ Responsibility ◇ Resilience ◇ Oral and written expression 	<ul style="list-style-type: none"> ◇ Spiritual development ◇ Mutual respect ◇ Tolerance of those of different faiths and beliefs 	Lesson 2	<p>Love and Loss</p> <p>I can identify someone I love and can express why they are special to me</p> <p>I know how most people feel when they lose someone or something they love</p>	Jigsaw Chime, 'Calm Me' script, Recommended: Jigsaw in Focus book 'Can You Hear the Sea?' available to purchase inexpensively from www.jigsawpshe.com/online-store , Flipchart prepared with scenarios, Post-it notes, Jigsaw Jaz, Jigsaw Journals, Jigsaw Jaz's memory box (a box filled with items e.g. shell, pine cone, pebbles, photos, other 'precious' objects), My Jigsaw Journey, Jigsaw Jerrie Cat.
	<ul style="list-style-type: none"> ◇ Emotional literacy ◇ Responsibility ◇ Resilience ◇ Oral and written expression 	<ul style="list-style-type: none"> ◇ Spiritual development ◇ Mutual respect ◇ Tolerance of those of different faiths and beliefs 	Lesson 3	<p>Memories</p> <p><i>Puzzle outcome: Memory Box</i></p> <p>I can tell you about someone I know that I no longer see</p> <p>I understand that we can remember people even if we no longer see them</p>	Jigsaw Chime, 'Calm Me' script, Jigsaw Jaz, Jigsaw Jaz's memory box (from last Piece) Mini whiteboards/ pens (or paper and pens), PowerPoint photo of Tammy, Candle, Paper and pens for creating poems and pictures, Jigsaw Journals, My Jigsaw Journey, Jigsaw Jerrie Cat
	<ul style="list-style-type: none"> ◇ Emotional literacy ◇ Responsibility ◇ Resilience ◇ Oral and written expression 	<ul style="list-style-type: none"> ◇ Moral development ◇ Rule of law ◇ Individual liberty ◇ Mutual respect ◇ Tolerance of those of different faiths and beliefs 	Lesson 4	<p>Getting on and Falling Out</p> <p>I can recognise how friendships change, know how to make new friends and how to manage when I fall out with my friends</p> <p>I know how to stand up for myself and how to negotiate and compromise</p>	Jigsaw Chime, 'Calm Me' script, Mini whiteboards and pens/ or paper and pens, 'Make Friends, Break Friends?' scenario cards, 'Mending Friendships' slide, 'Solve it together' technique slide, Jigsaw Jaz, Jigsaw Journals, My Jigsaw Journey, Jigsaw Jerrie Cat.
	<ul style="list-style-type: none"> ◇ Emotional literacy ◇ Responsibility ◇ Resilience ◇ Oral and written expression 	<ul style="list-style-type: none"> ◇ Tolerance of those of different faiths and beliefs ◇ Sexual orientation 	Lesson 5	<p>Girlfriends and Boyfriends</p> <p>I understand what having a boyfriend/ girlfriend might mean and that it is a special relationship for when I am older</p> <p>I understand that boyfriend/girlfriend relationships are personal and special, and there is no need to feel pressurised into having a boyfriend/ girlfriend</p>	Jigsaw Jaz, Jigsaw Chime, 'Calm Me' script, 'Agree' and 'Disagree' labels, PowerPoint slides of boy-friend/girl-friend couples, Jigsaw Journals, My Jigsaw Journey, Jigsaw Jerrie Cat.
	<ul style="list-style-type: none"> ◇ Emotional literacy ◇ Responsibility ◇ Resilience ◇ Oral and written expression 	<ul style="list-style-type: none"> ◇ Spiritual development ◇ Individual liberty ◇ Mutual respect ◇ Tolerance of those of different faiths and beliefs 	Lesson 6	<p>Celebrating My Relationships with People and Animals</p> <p>I know how to show love and appreciation to the people and animals who are special to me</p> <p>I can love and be loved</p>	Jigsaw Jaz, Jigsaw Chime, 'Calm Me' script, Squares of strong coloured paper or card 20cm square, A range of collage materials and glue, Jigsaw Journals, My Jigsaw Journey, Certificates, Jigsaw Jerrie Cat.



Summer Term 2—Changing me



Prior Learning		<p>Know that the male and female body needs to change at puberty so their bodies can make babies when they are adults</p> <p>Know some of the outside body changes that happen during puberty</p> <p>Know some of the changes on the inside that happen during puberty</p> <p>Know that in animals and humans lots of changes happen between conception and growing up</p> <p>Know that in nature it is usually the female that carries the baby</p> <p>Know that in humans a mother carries the baby in her uterus (womb) and this is where it develops</p> <p>Know that babies need love and care from their parents/carers</p> <p>Know some of the changes that happen between being a baby and a child</p>		<p>Can express how they feel about puberty</p> <p>Can say who they can talk to about puberty if they have any worries</p> <p>Can suggest ways to help them manage feelings during changes they are more anxious about</p> <p>Can identify stereotypical family roles and challenge these ideas, e.g. it may not always be Mum who does the laundry</p> <p>Can express how they feel about babies</p> <p>Can describe the emotions that a new baby can bring to a family</p> <p>Can identify changes they are looking forward to in the next year</p>	
End Points		<p>Know that personal characteristics are inherited from birth parents and this is brought about by an ovum joining with a sperm</p> <p>Know that babies are made by a sperm joining with an ovum</p> <p>Know the names of the different internal and external body parts that are needed to make a baby</p> <p>Know how the female and male body change at puberty</p> <p>Know that change can bring about a range of different emotions</p> <p>Know that personal hygiene is important during puberty and as an adult</p> <p>Know that change is a normal part of life and that some cannot be controlled and have to be accepted</p>		<p>Can appreciate their own uniqueness and that of others</p> <p>Can express any concerns they have about puberty</p> <p>Have strategies for managing the emotions relating to change</p> <p>Can express how they feel about having children when they are grown up</p> <p>Can say who they can talk to about puberty if they are worried</p> <p>Can apply the circle of change model to themselves to have strategies for managing change</p>	
Vocabulary		Personal, Unique, Characteristics, Parents, Making love, Having sex, Sexual intercourse, Fertilise, Conception, Menstruation, Periods, Circle, Seasons, Change, Control, Emotions, Acceptance			
Key Concept	Second Order Concepts	Key Strands (SMSC / British Values / Protected characteristics)	Lesson Sequence	Learning Objectives PSHE / SMSC	Resources
<p><i>Changing me</i></p>	<ul style="list-style-type: none"> ◇ Emotional literacy ◇ Responsibility ◇ Resilience ◇ Oral and written expression 	<ul style="list-style-type: none"> ◇ Spiritual development ◇ Individual liberty 	Lesson 1	<p>Unique Me</p> <p>I understand that some of my personal characteristics have come from my birth parents and that this happens because I am made from the joining of their egg and sperm</p> <p><i>I appreciate that I am a truly unique human being</i></p>	Jigsaw Jaz, Jigsaw Chime, 'Calm Me' script, Kitten and cat cards, Photo of teacher with parents, 'Parents and children' templates, Jigsaw Jaz's post box (teacher to make), Jigsaw Journals, My Jigsaw Journey, Jigsaw Jerrie Cat.
	<ul style="list-style-type: none"> ◇ Emotional literacy ◇ Responsibility ◇ Resilience ◇ Oral and written expression 	<ul style="list-style-type: none"> ◇ Spiritual development ◇ Cultural development ◇ Mutual respect 	Lesson 2	<p>Having a Baby</p> <p>I can correctly label the internal and external parts of male and female bodies that are necessary for making a baby</p> <p><i>I understand that having a baby is a personal choice and can express how I feel about having children when I am an adult</i></p>	Making Things cards, Jigsaw Chime, 'Calm Me' script, Jigsaw Jaz, Flashcard pictures of sperm and egg, PowerPoint slides - Changes on the inside, Animation: The Female Reproductive System, Printed copies of PowerPoint slides, Jigsaw Journals, My Jigsaw Journey, Jigsaw Jaz's Post box (from last lesson), Jigsaw Jerrie Cat.
	<ul style="list-style-type: none"> ◇ Emotional literacy ◇ Responsibility ◇ Resilience ◇ Oral and written expression 	<ul style="list-style-type: none"> ◇ Social development ◇ Individual liberty ◇ Mutual respect ◇ Tolerance of those of different faiths and beliefs 	Lesson 3	<p>Girls and Puberty</p> <p>I can describe how a girl's body changes in order for her to be able to have babies when she is an adult, and that menstruation (having periods) is a natural part of this</p> <p><i>I have strategies to help me cope with the physical and emotional changes I will experience during puberty</i></p>	How do I feel about puberty?' cards, Jigsaw Chime, 'Calm Me' script, A 'bag of tricks' – a mystery bag containing a collection of items relating to puberty and growing up- see lesson plan for suggestions, Animation: The Female Reproductive System, PowerPoint slide of internal female organs, Sets of Menstruation Cards for card-sort and/ or sticking into Jigsaw Journals, Jigsaw Journals, Jigsaw Jaz, Jigsaw Jaz's post box, My Jigsaw Journey, Jigsaw Jerrie Cat.
	<ul style="list-style-type: none"> ◇ Emotional literacy ◇ Responsibility ◇ Resilience ◇ Oral and written expression 	<ul style="list-style-type: none"> ◇ Spiritual development ◇ Individual liberty ◇ Mutual respect ◇ Tolerance of those of different faiths and beliefs 	Lesson 4	<p>Circles of Change</p> <p><i>Puzzle Outcome: Circles of Change</i></p> <p>I know how the circle of change works and can apply it to changes I want to make in my life</p> <p><i>I am confident enough to try to make changes when I think they will benefit me</i></p>	Jigsaw Song: 'A New Day', Jigsaw Jaz, Jigsaw Chime, 'Calm Me' script, Season tree pictures, Sofia and Levi PowerPoint, Circle of Change diagram/template, Split pins, Cardboard arrows, Jigsaw Journals, My Jigsaw Journey, Jigsaw Jerrie Cat.
	<ul style="list-style-type: none"> ◇ Emotional literacy ◇ Responsibility ◇ Resilience ◇ Oral and written expression 	<ul style="list-style-type: none"> ◇ Democracy ◇ Individual liberty 	Lesson 5	<p>Accepting Change</p> <p>I can identify changes that have been and may continue to be outside of my control that I learnt to accept</p> <p><i>I can express my fears and concerns about changes that are outside of my control and know how to manage these feelings positively</i></p>	Emotions cards, PowerPoint slides of environmental change, Change Scenario cards, Jigsaw Chime, 'Calm Me' script, Jigsaw Journals, My Jigsaw Journey, Jigsaw Jerrie Cat.
	<ul style="list-style-type: none"> ◇ Emotional literacy ◇ Responsibility ◇ Resilience ◇ Oral and written expression 	<ul style="list-style-type: none"> ◇ Spiritual development ◇ Individual liberty 	Lesson 6	<p>Looking Ahead</p> <p>I can identify what I am looking forward to when I move to a new class</p> <p><i>I can reflect on the changes I would like to make next year and can describe how to go about this</i></p>	Jigsaw Jaz, Jigsaw Chime, The same objects used for the 'Bag of Tricks' activity in lesson 3, laid out on a tray or the floor, A piece of cloth, 'Calm Me' script, Jigsaw Jaz's post box, Circle of Change templates, Jigsaw Journals, My Jigsaw Journey, Certificates, Jigsaw Jerrie Cat.