





PSHE Medium Term Planning


Year 5




Jigsaw Jez


Key Concepts Overview—Autumn Term 1

Key Concepts	EYFS	Year 1	Year 2	Year 3	Year 4	Year 5	Year 6
<p>Being me in my world</p>  <p>(PSHE Outcomes SMSC Outcomes)</p>	<ul style="list-style-type: none"> ◇ Know they have a right to learn and play, safely and happily ◇ Know that some people are different from themselves ◇ Know that hands can be used kindly and unkindly ◇ Know special things about themselves ◇ Know how happiness and sadness can be expressed ◇ Know that being kind is good 	<ul style="list-style-type: none"> ◇ Understand their own rights and responsibilities with their classroom ◇ Understand that their choices have consequences ◇ Understand that their views are important ◇ Understand the rights and responsibilities of a member of a class 	<ul style="list-style-type: none"> ◇ Understand the rights and responsibilities of class members ◇ Know about rewards and consequences and that these stem from choices ◇ Know that it is important to listen to other people ◇ Understand that their own views are valuable ◇ Know that positive choices impact positively on self-learning and the learning of others ◇ Identifying hopes and fears for the year ahead 	<ul style="list-style-type: none"> ◇ Know that the school has a shared set of values ◇ Know why rules are needed and how these relate to choices and consequences ◇ Know that actions can affect others' feelings ◇ Know that others may hold different views ◇ Understand that they are important ◇ Know what a personal goal is ◇ Understanding what a challenge is 	<ul style="list-style-type: none"> ◇ Know their place in the school community ◇ Know what democracy is (applied to pupil voice in school) ◇ Know how groups work together to reach a consensus ◇ Know that having a voice and democracy benefits the school community ◇ Know how individual attitudes and actions make a difference to a class ◇ Know about the different roles in the school community ◇ Know that their own actions affect themselves and others 	<ul style="list-style-type: none"> ◇ Understand how democracy and having a voice benefits the school community ◇ Understand how to contribute towards the democratic process ◇ Understand the rights and responsibilities associated with being a citizen in the wider community and their country ◇ Know how to face new challenges positively ◇ Understand how to set personal goals ◇ Know how an individual's behaviour can affect a group and the consequences of this 	<ul style="list-style-type: none"> ◇ Know about children's universal rights (United Nations Convention on the Rights of the Child) ◇ Know about the lives of children in other parts of the world ◇ Know that personal choices can affect others locally and globally ◇ Know how to set goals for the year ahead ◇ Understand what fears and worries are ◇ Understand that their own choices result in different consequences and rewards ◇ Understand how democracy and having a voice benefits the school community ◇ Understand how to contribute towards the democratic process
	<ul style="list-style-type: none"> ◇ Identify feelings associated with belonging ◇ Skills to play co-operatively with others ◇ Be able to consider others' feelings ◇ Identify feelings of happiness and sadness ◇ Be responsible in the setting ◇ 	<ul style="list-style-type: none"> ◇ Understand that they are safe in their class ◇ Identifying helpful behaviours to make the class a safe place ◇ Understand that they have choices ◇ Understanding that they are special ◇ Identify what it's like to feel proud of an achievement ◇ Recognise feelings associated with positive and negative consequences 	<ul style="list-style-type: none"> ◇ Know how to make their class a safe and fair place ◇ Show good listening skills ◇ Be able to work co-operatively ◇ Recognise own feelings and know when and where to get help ◇ Recognise the feeling of being worried 	<ul style="list-style-type: none"> ◇ Make other people feel valued ◇ Develop compassion and empathy for others ◇ Be able to work collaboratively ◇ Recognise self-worth ◇ Identify personal strengths ◇ Be able to set a personal goal ◇ Recognise feelings of happiness, sadness, worry and fear in themselves and others 	<ul style="list-style-type: none"> ◇ Identify the feelings associated with being included or excluded ◇ Be able to take on a role in a group discussion / task and contribute to the overall outcome ◇ Know how to regulate my emotions ◇ Can make others feel cared for and welcome ◇ Recognise the feelings of being motivated or unmotivated ◇ Can make others feel valued and included ◇ Understand why the school community benefits from a Learning Charter ◇ Be able to help friends make positive choices 	<ul style="list-style-type: none"> ◇ Empathy for people whose lives are different from their own ◇ Consider their own actions and the effect they have on themselves and others ◇ Be able to work as part of a group, listening and contributing effectively ◇ Be able to identify what they value most about school ◇ Identify hopes for the school year ◇ Understand why the school community benefits from a Learning Charter ◇ Be able to help friends make positive choices ◇ Know how to regulate my emotions 	<ul style="list-style-type: none"> ◇ Know own wants and needs ◇ Be able to compare their life with the lives of those less fortunate ◇ Demonstrate empathy and understanding towards others ◇ Can demonstrate attributes of a positive role-model ◇ Can take positive action to help others ◇ Be able to contribute towards a group task ◇ Know what effective group work is ◇ Know how to regulate my emotions ◇ Be able to make others feel welcomed and valued





Key Concepts Overview—Autumn Term 2

Key Concepts	EYFS	Year 1	Year2	Year 3	Year 4	Year 5	Year 6
<p>Understanding diversity (Celebrating difference)</p>  <p>(PSHE Outcomes SMSC Outcomes)</p>	<ul style="list-style-type: none"> ◇ Know what being unique means ◇ Know the names of some emotions such as happy, sad, frightened, angry ◇ Know why having friends is important ◇ Know some qualities of a positive friendship ◇ Know that they don't have to be 'the same as' to be a friend ◇ Know what being proud means and that people can be proud of different things ◇ Know that people can be good at different things ◇ Know that families can be different ◇ Know that people have different homes and why they are important to them ◇ Know different ways of making friends ◇ Know different ways to stand up for myself 	<ul style="list-style-type: none"> ◇ Know what bullying means ◇ Know who to tell if they or someone else is being bullied or is feeling unhappy ◇ Know that people are unique and that it is OK to be different ◇ Know skills to make friendships ◇ Know that people have differences and similarities 	<ul style="list-style-type: none"> ◇ Know the difference between a one-off incident and bullying ◇ Know that sometimes people get bullied because of difference ◇ Know that friends can be different and still be friends ◇ Know there are stereotypes about boys and girls ◇ Know where to get help if being bullied ◇ Know that it is OK not to conform to gender stereotypes ◇ Know it is good to be yourself ◇ Know the difference between right and wrong and the role that choice has to play in this 	<ul style="list-style-type: none"> ◇ Know what it means to be a witness to bullying and that a witness can make the situation worse or better by what they do ◇ Know that conflict is a normal part of relationships ◇ Know that some words are used in hurtful ways and that this can have consequences ◇ Know why families are important ◇ Know that everybody's family is different ◇ Know that sometimes family members don't get along and some reasons for this 	<ul style="list-style-type: none"> ◇ Know that some forms of bullying are harder to identify e.g. tactical ignoring, cyber-bullying ◇ Know the reasons why witnesses sometimes join in with bullying and don't tell anyone ◇ Know that sometimes people make assumptions about a person because of the way they look or act ◇ Know there are influences that can affect how we judge a person or situation ◇ Know what to do if they think bullying is or might be taking place ◇ Know that first impressions can change 	<ul style="list-style-type: none"> ◇ Know external forms of support in regard to bullying e.g. Childline ◇ Know that bullying can be direct and indirect ◇ Know what racism is and why it is unacceptable ◇ Know what culture means ◇ Know that differences in culture can sometimes be a source of conflict ◇ Know that rumour-spreading is a form of bullying online and offline ◇ Know how their life is different from the lives of children in the developing world 	<ul style="list-style-type: none"> ◇ Know that people can hold power over others ◇ Know that power can play a part in a bullying or conflict situation ◇ Know that there are different perceptions of 'being normal' and where these might come from ◇ Know that difference can be a source of celebration as well as conflict ◇ Know that being different could affect someone's life ◇ Know why some people choose to bully others ◇ Know that people with disabilities can lead amazing lives
	<ul style="list-style-type: none"> ◇ Recognise emotions when they or someone else is upset, frightened or angry ◇ Identify and use skills to make a friend ◇ Identify some ways they can be different and the same as others ◇ Identify and use skills to stand up for themselves ◇ Identify feelings associated with being proud ◇ Identify things they are good at ◇ Be able to vocalise success for themselves and about others successes ◇ Recognise similarities and differences between their family and other families 	<ul style="list-style-type: none"> ◇ Identify what is bullying and what isn't ◇ Understand how being bullied might feel ◇ Recognise ways in which they are the same as their friends and ways they are different ◇ Know ways to help a person who is being bullied ◇ Identify emotions associated with making a new friend ◇ Verbalise some of the attributes that make them unique and special 	<ul style="list-style-type: none"> ◇ Explain how being bullied can make someone feel ◇ Know how to stand up for themselves when they need to ◇ Understand that everyone's differences make them special and unique ◇ Understand that boys and girls can be similar in lots of ways and that is OK ◇ Understand that boys and girls can be different in lots of ways and that is OK ◇ Can choose to be kind to someone who is being bullied ◇ Recognise that they shouldn't judge people because they are different 	<ul style="list-style-type: none"> ◇ Use the 'Solve it together' technique to calm and resolve conflicts with friends and family ◇ Be able to 'problem-solve' a bullying situation accessing appropriate support if necessary ◇ Be able to show appreciation for their families, parents and carers ◇ Empathise with people who are bullied ◇ Employ skills to support someone who is bullied ◇ Be able to recognise, accept and give compliments ◇ Recognise feelings associated with receiving a compliment 	<ul style="list-style-type: none"> ◇ Be comfortable with the way they look ◇ Try to accept people for who they are ◇ Be non-judgemental about others who are different ◇ Identify influences that have made them think or feel positively/negatively about a situation ◇ Identify feelings that a bystander might feel in a bullying situation ◇ Identify reasons why a bystander might join in with bullying ◇ Revisit the 'Solve it together' technique to practise conflict and bullying scenarios ◇ Identify their own uniqueness ◇ Identify when a first impression they had was right or wrong 	<ul style="list-style-type: none"> ◇ Appreciate the value of happiness regardless of material wealth ◇ Identify their own culture and different cultures within their class community ◇ Identify their own attitudes about people from different faith and cultural backgrounds ◇ Develop respect for cultures different from their own ◇ Identify a range of strategies for managing their own feelings in bullying situations ◇ Identify some strategies to encourage children who use bullying behaviours to make other choices ◇ Be able to support children who are being bullied 	<ul style="list-style-type: none"> ◇ Empathise with people who are different and be aware of my own feelings towards them ◇ Identify feelings associated with being excluded ◇ Be able to recognise when someone is exerting power negatively in a relationship ◇ Be able to vocalise their thoughts and feelings about prejudice and discrimination and why it happens ◇ Use a range of strategies when involved in a bullying situation or in situations where difference is a source of conflict ◇ Identify different feelings of the bully, bullied and bystanders in a bullying scenario ◇ Appreciate people for who they are ◇ Show empathy





Key Concepts Overview—Spring Term 1

Key Concepts	EYFS	Year 1	Year 2	Year 3	Year 4	Year 5	Year 6
<p>Dreams and goals</p>  <p>(PSHE Outcomes SMSC Outcomes)</p>	<ul style="list-style-type: none"> ◇ Know what a challenge is ◇ Know that it is important to keep trying ◇ Know what a goal is ◇ Know how to set goals and work towards them ◇ Know which words are kind ◇ Know some jobs that they might like to do ◇ Know when they are older ◇ Know that they must work hard now in order to be able to achieve the job they want when they are older ◇ Know when they have achieved a goal 	<ul style="list-style-type: none"> ◇ Know how to set simple goals ◇ Know how to achieve a goal ◇ Know how to identify obstacles which make achieving their goals difficult and work out how to overcome them ◇ Know when a goal has been achieved ◇ Know how to work well with a partner ◇ Know that tackling a challenge can stretch their learning 	<ul style="list-style-type: none"> ◇ Know how to choose a realistic goal and think about how to achieve it ◇ Know that it is important to persevere ◇ Know how to recognise what working together well looks like ◇ Know what good group-working looks like ◇ Know how to share success with other people 	<ul style="list-style-type: none"> ◇ Know that they are responsible for their own learning ◇ Know what an obstacle is and how they can hinder achievement ◇ Know how to take steps to overcome obstacles ◇ Know what dreams and ambitions are important to them ◇ Know about specific people who have overcome difficult challenges to achieve success ◇ Know how they can best overcome learning challenges ◇ Know what their own strengths are as a learner ◇ Know how to evaluate their own learning progress and identify how it can be better next time 	<ul style="list-style-type: none"> ◇ Know how to make a new plan and set new goals even if they have been disappointed ◇ Know how to work as part of a successful group ◇ Know how to share in the success of a group ◇ Know what their own hopes and dreams are ◇ Know that hopes and dreams don't always come true ◇ Know that reflecting on positive and happy experiences can help them to counteract disappointment ◇ Know how to work out the steps they need to take to achieve a goal 	<ul style="list-style-type: none"> ◇ Know about a range of jobs that are carried out by people I know ◇ Know the types of job they might like to do when they are older ◇ Know that young people from different cultures may have different dreams and goals ◇ Know that they will need money to help them to achieve some of their dreams ◇ Know that different jobs pay more money than others ◇ Know that communicating with someone from a different culture means that they can learn from them and vice versa ◇ Know ways that they can support young people in their own culture and abroad 	<ul style="list-style-type: none"> ◇ Know their own learning strengths ◇ Know what their classmates like and admire about them ◇ Know a variety of problems that the world is facing ◇ Know some ways in which they could work with others to make the world a better place ◇ Know what the learning steps are they need to take to achieve their goal ◇ Know how to set realistic and challenging goals
	<ul style="list-style-type: none"> ◇ Understand that challenges can be difficult ◇ Resilience ◇ Recognise some of the feelings linked to perseverance ◇ Recognise how kind words can encourage people ◇ Talk about a time that they kept on trying and achieved a goal ◇ Be ambitious ◇ Feel proud ◇ Celebrate success 	<ul style="list-style-type: none"> ◇ Recognise things that they do well ◇ Explain how they learn best ◇ Recognise their own feelings when faced with a challenge/obstacle ◇ Recognise how they feel when they overcome a challenge/obstacle ◇ Celebrate an achievement with a friend ◇ Can store feelings of success so that they can be used in the future 	<ul style="list-style-type: none"> ◇ Recognise how working with others can be helpful ◇ Be able to work effectively with a partner ◇ Be able to choose a partner with whom they work well ◇ Be able to work as part of a group ◇ Be able to describe their own achievements and the feelings linked to this ◇ Recognise their own strengths as a learner ◇ Recognise how it feels to be part of a group that succeeds and store this feeling 	<ul style="list-style-type: none"> ◇ Can break down a goal into small steps ◇ Can manage feelings of frustration linked to facing obstacles ◇ Imagine how it will feel when they achieve their dream/ambition ◇ Recognise other people's achievements in overcoming difficulties ◇ Recognise how other people can help them to achieve their goals ◇ Can share their success with others ◇ Can store feelings of success (in their internal treasure chest) to be used at another time 	<ul style="list-style-type: none"> ◇ Have a positive attitude ◇ Can identify the feeling of disappointment ◇ Be able to cope with disappointment ◇ Can identify what resilience is ◇ Can identify a time when they have felt disappointed ◇ Can talk about their hopes and dreams and the feelings associated with these ◇ Help others to cope with disappointment ◇ Enjoy being part of a group challenge ◇ Can share their success with others ◇ Can store feelings of success (in their internal treasure chest) to be used at another time 	<ul style="list-style-type: none"> ◇ Verbalise what they would like their life to be like when they are grown up ◇ Appreciate the contributions made by people in different jobs ◇ Reflect on the differences between their own learning goals and those of someone from a different culture ◇ Appreciate the differences between themselves and someone from a different culture ◇ Understand why they are motivated to make a positive contribution to supporting others ◇ Appreciate the opportunities learning and education can give them 	<ul style="list-style-type: none"> ◇ Understand why it is important to stretch the boundaries of their current learning ◇ Be able to give praise and compliments to other people when they recognise that person's achievements ◇ Empathise with people who are suffering or living in difficult situations ◇ Set success criteria so that they know when they have achieved their goal ◇ Recognise the emotions they experience when they consider people in the world who are suffering or living in difficult circumstances





Key Concepts Overview—Spring Term 2

Key Concepts	EYFS	Year 1	Year2	Year 3	Year 4	Year 5	Year 6
<p>Healthy me</p>  <p>(PSHE Outcomes SMSC Outcomes)</p>	<ul style="list-style-type: none"> ◇ Know what the word 'healthy' means ◇ Know some things that they need to do to keep healthy ◇ Know the names for some parts of their body ◇ Know when and how to wash their hands ◇ properly ◇ Know how to say no to strangers ◇ Know that they need to exercise to keep healthy ◇ Know how to help themselves go to sleep and that sleep is good for them ◇ Know what to do if they get lost 	<ul style="list-style-type: none"> ◇ Know the difference between being healthy and unhealthy ◇ Know some ways to keep healthy ◇ Know how to make healthy lifestyle choices ◇ Know that all household products, including medicines, can be harmful if not used properly ◇ Know that medicines can help them if they feel poorly ◇ Know how to keep safe when crossing the road ◇ Know how to keep themselves clean and healthy ◇ Know that germs cause disease/illness ◇ Know about people who can keep them safe 	<ul style="list-style-type: none"> ◇ Know what their body needs to stay healthy ◇ Know what relaxed means ◇ Know why healthy snacks are good for their bodies ◇ Know which foods given their bodies energy ◇ Know that it is important to use medicines safely ◇ Know what makes them feel relaxed/stressed ◇ Know how medicines work in their bodies ◇ Know how to make some healthy snacks 	<ul style="list-style-type: none"> ◇ Know how exercise affects their bodies ◇ Know that the amount of calories, fat and sugar that they put into their bodies will affect their health ◇ Know that there are different types of drugs ◇ Know that there are things, places and people that can be dangerous ◇ Know when something feels safe or unsafe ◇ Know why their hearts and lungs are such important organs ◇ Know a range of strategies to keep themselves safe ◇ Know that their bodies are complex and need taking care of 	<ul style="list-style-type: none"> ◇ Know that there are leaders and followers in groups ◇ Know the facts about smoking and its effects on health ◇ Know the facts about alcohol and its effects on health, particularly the liver ◇ Know ways to resist when people are putting pressure on them ◇ Know what they think is right and wrong ◇ Know how different friendship groups are formed and how they fit into them ◇ Know which friends they value most ◇ Know that they can take on different roles according to the situation ◇ Know some of the reasons some people start to smoke ◇ Know some of the reasons some people drink alcohol 	<ul style="list-style-type: none"> ◇ Know basic emergency procedures, including the recovery position ◇ Know the health risks of smoking ◇ Know how smoking tobacco affects the lungs, liver and heart ◇ Know how to get help in emergency situations ◇ Know that the media, social media and celebrity culture promotes certain body types ◇ Know the different roles food can play in people's lives and know that people can develop eating problems/disorders related to body image pressure ◇ Know some of the risks linked to misusing alcohol, including antisocial behaviour ◇ Know what makes a healthy lifestyle 	<ul style="list-style-type: none"> ◇ Know how to take responsibility for their own health ◇ Know what it means to be emotionally well ◇ Know how to make choices that benefit their own health and well-being ◇ Know about different types of drugs and their uses ◇ Know how these different types of drugs can affect people's bodies, especially their liver and heart ◇ Know that stress can be triggered by a range of things ◇ Know that being stressed can cause drug and alcohol misuse ◇ Know that some people can be exploited and made to do things that are against the law ◇ Know why some people join gangs and the risk that this can involve
	<ul style="list-style-type: none"> ◇ Can explain what they need to do to stay healthy ◇ Recognise how exercise makes them feel ◇ Can give examples of healthy food ◇ Can explain what to do if a stranger approaches them ◇ Can explain how they might feel if they don't get enough sleep ◇ Recognise how different foods can make them feel 	<ul style="list-style-type: none"> ◇ Keep themselves safe ◇ Recognise how being healthy helps them to feel happy ◇ Recognise ways to look after themselves if they feel poorly ◇ Recognise when they feel frightened and know how to ask for help ◇ Feel good about themselves when they make healthy choices ◇ Realise that they are special 	<ul style="list-style-type: none"> ◇ Feel positive about caring for their bodies and keeping it healthy ◇ Have a healthy relationship with food ◇ Desire to make healthy lifestyle choices ◇ Identify when a feeling is weak and when a feeling is strong ◇ Express how it feels to share healthy food with their friends 	<ul style="list-style-type: none"> ◇ Respect their own bodies and appreciate what they do ◇ Can take responsibility for keeping themselves and others safe ◇ Identify how they feel about drugs ◇ Can express how being anxious or scared feels ◇ Able to set themselves a fitness challenge ◇ Recognise what it feels like to make a healthy choice 	<ul style="list-style-type: none"> ◇ Can identify the feelings that they have about their friends and different friendship groups ◇ Recognise negative feelings in peer pressure situations ◇ Can identify the feelings of anxiety and fear associated with peer pressure ◇ Can tap into their inner strength and know-how to be assertive ◇ Recognise how different people and groups they interact with impact on them ◇ Identify which people they most want to be friends with 	<ul style="list-style-type: none"> ◇ Respect and value their own bodies ◇ Can reflect on their own body image and know how important it is that this is positive ◇ Recognise strategies for resisting pressure ◇ Can identify ways to keep themselves calm in an emergency ◇ Can make informed decisions about whether or not they choose to smoke when they are older ◇ Can make informed decisions about whether they choose to drink alcohol when they are older ◇ Accept and respect themselves for who they are ◇ Be motivated to keep themselves healthy and happy 	<ul style="list-style-type: none"> ◇ Are motivated to care for their own physical and emotional health ◇ Suggest strategies someone could use to avoid being pressured ◇ Can use different strategies to manage stress and pressure ◇ Are motivated to find ways to be happy and cope with life's situations without using drugs ◇ Identify ways that someone who is being exploited could help themselves ◇ Recognise that people have different attitudes towards mental health/illness





Key Concepts Overview—Summer Term 1

Key Concepts	EYFS	Year 1	Year2	Year 3	Year 4	Year 5	Year 6
<p>Relationships</p>  <p>(PSHE Outcomes SMSC Outcomes)</p>	<ul style="list-style-type: none"> ◇ Know what a family is ◇ Know that different people in a family have different responsibilities (jobs) ◇ Know some of the characteristics of healthy and safe friendships ◇ Know that friends sometimes fall out ◇ Know some ways to mend a friendship ◇ Know that unkind words can never be taken back and they can hurt ◇ Know how to use Jigsaw's Calm Me to help when feeling angry ◇ Know some reasons why others get angry 	<ul style="list-style-type: none"> ◇ Know that everyone's family is different ◇ Know that families are founded on belonging, love and care ◇ Know that physical contact can be used as a greeting ◇ Know how to make a friend ◇ Know who to ask for help in the school community ◇ Know that there are lots of different types of families ◇ Know the characteristics of healthy and safe friends ◇ Know about the different people in the school community and how they help 	<ul style="list-style-type: none"> ◇ Know that there are lots of forms of physical contact within a family ◇ Know how to stay stop if someone is hurting them ◇ Know there are good secrets and worry secrets and why it is important to share worry secrets ◇ Know what trust is ◇ Know that everyone's family is different ◇ Know that families function well when there is trust, respect, care, love and co-operation ◇ Know some reasons why friends have conflicts ◇ Know that friendships have ups and downs and sometimes change with time ◇ Know how to use the Mending Friendships or Solve it together problem-solving methods 	<ul style="list-style-type: none"> ◇ Know that different family members carry out different roles or have different responsibilities within the family ◇ Know some of the skills of friendship, e.g. taking turns, being a good listener ◇ Know some strategies for keeping themselves safe online ◇ Know that they and all children have rights (UNCRC) ◇ Know that gender stereotypes can be unfair, e.g. Mum is always the carer, Dad always goes to work etc ◇ Know how some of the actions and work of people around the world help and influence my life ◇ Know the lives of children around the world can be different from their own 	<ul style="list-style-type: none"> ◇ Know some reasons why people feel jealousy ◇ Know that loss is a normal part of relationships ◇ Know that negative feelings are a normal part of loss ◇ Know that sometimes it is better for a friendship/ relationship to end if it is causing negative feelings or is unsafe ◇ Know that jealousy can be damaging to relationships ◇ Know that memories can support us when we lose a special person or animal 	<ul style="list-style-type: none"> ◇ Know that there are rights and responsibilities in an online community or social network ◇ Know that there are rights and responsibilities when playing a game online ◇ Know that too much screen time isn't healthy ◇ Know how to stay safe when using technology to communicate with friends ◇ Know that a personality is made up of many different characteristics, qualities and attributes ◇ Know that belonging to an online community can have positive and negative consequences 	<ul style="list-style-type: none"> ◇ Know that it is important to take care of their own mental health ◇ Know ways that they can take care of their own mental health ◇ Know the stages of grief and that there are different types of loss that cause people to grieve ◇ Know that sometimes people can try to gain power or control them ◇ Know some of the dangers of being 'online' ◇ Know how to use technology safely and positively to communicate with their friends and family
	<ul style="list-style-type: none"> ◇ Can identify what jobs they do in their family and those carried out by parents/carers and siblings ◇ Can suggest ways to make a friend or help someone who is lonely ◇ Can use different ways to mend a friendship ◇ Can recognise what being angry feels like ◇ Can use Calm Me when angry or upset 	<ul style="list-style-type: none"> ◇ Can express how it feels to be part of a family and to care for family members ◇ Can say what being a good friend means ◇ Can identify forms of physical contact they prefer ◇ Can say no when they receive a touch they don't like ◇ Can show skills of friendship ◇ Can praise themselves and others ◇ Can recognise some of their personal qualities ◇ Can say why they appreciate a special relationship 	<ul style="list-style-type: none"> ◇ Can identify the different roles and responsibilities in their family ◇ Can recognise the value that families can bring ◇ Can recognise and talk about the types of physical contact that is acceptable or unacceptable ◇ Can identify the negative feelings associated with keeping a worry secret ◇ Can identify who they trust in their own relationships ◇ Can use positive problem-solving techniques (Mending Friendships or Solve it together) to resolve a friendship conflict ◇ Can identify the feelings associated with trust ◇ Can give and receive compliments ◇ Can say who they would go to for help if they were worried or scared 	<ul style="list-style-type: none"> ◇ Can identify the responsibilities they have within their family ◇ Know how to access help if they are concerned about anything on social media or the internet ◇ Can empathise with people from other countries who may not have a fair job or are less fortunate ◇ Understand that they are connected to the global community in many different ways ◇ Can use Solve it together in a conflict scenario and find a win-win outcome ◇ Can identify similarities in children's rights around the world ◇ Can identify their own wants and needs and how these may be similar or different from other children in school and the global community 	<ul style="list-style-type: none"> ◇ Can identify feelings and emotions that accompany jealousy ◇ Can suggest positive strategies for managing jealousy ◇ Can identify people who are special to them and express why ◇ Can identify the feelings and emotions that accompany loss ◇ Can suggest strategies for managing loss ◇ Can tell you about someone they no longer see ◇ Can suggest ways to manage relationship changes including how to negotiate 	<ul style="list-style-type: none"> ◇ Can suggest strategies for building self-esteem of themselves and others ◇ Can identify when an online community/social media group feels risky, uncomfortable, or unsafe ◇ Can suggest strategies for staying safe online/ social media ◇ Can say how to report unsafe online/social network activity ◇ Can identify when an online game is safe or unsafe ◇ Can suggest ways to monitor and reduce screen time ◇ Can suggest strategies for managing unhelpful pressures online or in social networks 	<ul style="list-style-type: none"> ◇ Recognise that people can get problems with their mental health and that it is nothing to be ashamed of ◇ Can help themselves and others when worried about a mental health problem ◇ Recognise when they are feeling grief and have strategies to manage them ◇ Demonstrate ways they could stand up for themselves and their friends in situations where others are trying to gain power or control ◇ Can resist pressure to do something online that might hurt themselves or others ◇ Can take responsibility for their own safety and well-being







Key Concepts Overview—Summer Term 2


Key Concepts	EYFS	Year 1	Year2	Year 3	Year 4	Year 5	Year 6
<p>Changing me</p>  <p>(PSHE Outcomes SMSC Outcomes)</p>	<ul style="list-style-type: none"> ◇ Know the names and functions of some parts of the body (see vocabulary list) ◇ Know that we grow from baby to adult ◇ Know who to talk to if they are feeling worried ◇ Know that sharing how they feel can help solve a worry ◇ Know that remembering happy times can help us move on 	<ul style="list-style-type: none"> ◇ Know the names of male and female private body parts ◇ Know that there are correct names for private body parts and nicknames, and when to use them ◇ Know which parts of the body are private and that they belong to that person and that nobody has the right to hurt these ◇ Know who to ask for help if they are worried or frightened ◇ Know that animals including humans have a life cycle ◇ Know that changes happen when we grow up ◇ Know that people grow up at different rates and that is normal ◇ Know that learning brings about change 	<ul style="list-style-type: none"> ◇ Know the physical differences between male and female bodies ◇ Know that private body parts are special and that no one has the right to hurt these ◇ Know who to ask for help if they are worried or frightened ◇ Know there are different types of touch and that some are acceptable and some are unacceptable ◇ Know the correct names for private body parts ◇ Know that life cycles exist in nature ◇ Know that aging is a natural process including old age ◇ Know that some changes are out of an individual's control ◇ Know how their bodies have changed from when they were a baby and that they will continue to change as they age 	<ul style="list-style-type: none"> ◇ Know that the male and female body needs to change at puberty so their bodies can make babies when they are adults ◇ Know some of the outside body changes that happen during puberty ◇ Know some of the changes on the inside that happen during puberty ◇ Know that in animals and humans lots of changes happen between conception and growing up ◇ Know that in nature it is usually the female that carries the baby ◇ Know that in humans a mother carries the baby in her uterus (womb) and this is where it develops ◇ Know that babies need love and care from their parents/ carers ◇ Know some of the changes that happen between being a baby and a child 	<ul style="list-style-type: none"> ◇ Know that personal characteristics are inherited from birth parents and this is brought about by an ovum joining with a sperm ◇ Know that babies are made by a sperm joining with an ovum ◇ Know the names of the different internal and external body parts that are needed to make a baby ◇ Know how the female and male body change at puberty ◇ Know that change can bring about a range of different emotions ◇ Know that personal hygiene is important during puberty and as an adult ◇ Know that change is a normal part of life and that some cannot be controlled and have to be accepted 	<ul style="list-style-type: none"> ◇ Know how girls' and boys' bodies change during puberty and understand the importance of looking after themselves physically and emotionally ◇ Know that sexual intercourse can lead to conception ◇ Know that some people need help to conceive and might use IVF ◇ Know that becoming a teenager involves various changes and also brings growing responsibility ◇ Know what perception means and that perceptions can be right or wrong 	<ul style="list-style-type: none"> ◇ Know how girls' and boys' bodies change during puberty and understand the importance of looking after themselves physically and emotionally ◇ Know how a baby develops from conception through the nine months of pregnancy and how it is born ◇ Know how being physically attracted to someone changes the nature of the relationship ◇ Know the importance of self-esteem and what they can do to develop it ◇ Know what they are looking forward to and what they are worried about when thinking about transition to secondary school/moving to their next class
	<ul style="list-style-type: none"> ◇ Recognise that changing class can elicit happy and/or sad emotions ◇ Can say how they feel about changing class/ growing up ◇ Can identify how they have changed from a baby ◇ Can say what might change for them they get older ◇ Can identify positive memories from the past year in school/ home 	<ul style="list-style-type: none"> ◇ Understand and accept that change is a natural part of getting older ◇ Can suggest ways to manage change, e.g. moving to a new class ◇ Can identify some things that have changed and some things that have stayed the same since being a baby (including the body) ◇ Can express why they enjoy learning 	<ul style="list-style-type: none"> ◇ Can say who they would go to for help if worried or scared ◇ Can say what types of touch they find comfortable/ uncomfortable ◇ Be able to confidently ask someone to stop if they are being hurt or frightened ◇ Can appreciate that changes will happen and that some can be controlled and others not ◇ Be able to express how they feel about changes ◇ Show appreciation for people who are older ◇ Can recognise the independence and responsibilities they have now compared to being a baby or toddler ◇ Can say what greater responsibilities and freedoms they may have in the future ◇ Can say what they are looking forward to in the next year 	<ul style="list-style-type: none"> ◇ Can express how they feel about puberty ◇ Can say who they can talk to about puberty if they have any worries ◇ Can suggest ways to help them manage feelings during changes they are more anxious about ◇ Can identify stereotypical family roles and challenge these ideas, e.g. it may not always be Mum who does the laundry ◇ Can express how they feel about babies ◇ Can describe the emotions that a new baby can bring to a family ◇ Can identify changes they are looking forward to in the next year 	<ul style="list-style-type: none"> ◇ Can appreciate their own uniqueness and that of others ◇ Can express any concerns they have about puberty ◇ Have strategies for managing the emotions relating to change ◇ Can express how they feel about having children when they are grown up ◇ Can say who they can talk to about puberty if they are worried ◇ Can apply the circle of change model to themselves to have strategies for managing change 	<ul style="list-style-type: none"> ◇ Can celebrate what they like about their own and others' self-image and body image ◇ Can suggest ways to boost self-esteem of self and other ◇ Recognise that puberty is a natural process that happens to everybody and that it will be OK for them ◇ Can ask questions about puberty to seek clarification ◇ Can express how they feel about having a romantic relationship when they are an adult ◇ Can express how they feel about having children when they are an adult ◇ Can express how they feel about becoming a teenager ◇ Can say who they can talk to if concerned about puberty or becoming a teenager/adult 	<ul style="list-style-type: none"> ◇ Recognise ways they can develop their own self-esteem ◇ Can express how they feel about the changes that will happen to them during puberty ◇ Understand that mutual respect is essential in a boyfriend/girlfriend relationship and that they shouldn't feel pressured into doing something that they don't want to ◇ Recognise how they feel when they reflect on the development and birth of a baby ◇ Can celebrate what they like about their own and others' self-image and body image ◇ Use strategies to prepare themselves emotionally for the transition (changes) to secondary school



EYFS PSHE Yearly Overview


Autumn 1	Autumn 2	Spring 1	Spring 2	Summer 1	Summer 2
Being me in my world 	Celebrating difference 	Dreams and goals 	Healthy me 	Relationships 	Changing me 






Autumn Term 1—Being me in my world



<i>Prior Learning</i>	<p>Know their place in the school community Know what democracy is (applied to pupil voice in school) Know how groups work together to reach a consensus Know that having a voice and democracy benefits the school community Know how individual attitudes and actions make a difference to a class Know about the different roles in the school community Know that their own actions affect themselves and others</p>		<p>Identify the feelings associated with being included or excluded Be able to take on a role in a group discussion / task and contribute to the overall outcome Know how to regulate my emotions Can make others feel cared for and welcome Recognise the feelings of being motivated or unmotivated Can make others feel valued and included Understand why the school community benefits from a Learning Charter Be able to help friends make positive choices</p>		
<i>End Points</i>	<p>Understand how democracy and having a voice benefits the school community Understand how to contribute towards the democratic process Understand the rights and responsibilities associated with being a citizen in the wider community and their country Know how to face new challenges positively Understand how to set personal goals Know how an individual's behaviour can affect a group and the consequences of this</p>		<p>Empathy for people whose lives are different from their own Consider their own actions and the effect they have on themselves and others Be able to work as part of a group, listening and contributing effectively Be able to identify what they value most about school Identify hopes for the school year Understand why the school community benefits from a Learning Charter Be able to help friends make positive choices Know how to regulate my emotions</p>		
<i>Vocabulary</i>	Ghana, West Africa, Cocoa Plantation, Cocoa Pods, Machete, Community, Education, Wants, Needs, Maslow, Empathy, Comparison, Opportunities, Education, Empathise, Obstacles, Co-operation, Collaboration, Legal, Illegal, Lawful, Laws, Participation, Motivation, Decision				
Key Concept	Second Order Concepts	Key Strands (SMSC / British Values / Protected characteristics)	Lesson Sequence	Learning Objectives PSHE / SMSC	Resources
<i>Being me in my world</i> 	<ul style="list-style-type: none"> ◇ Emotional literacy ◇ Responsibility ◇ Resilience ◇ Oral and written expression 	<ul style="list-style-type: none"> ◇ Social development ◇ Cultural development ◇ Individual liberty 	Lesson 1	<p>My Year Ahead I can face new challenges positively and know how to set personal goals I know how to use my Jigsaw Journal I know what I value most about my school and can identify my hopes for this school year</p>	Jigsaw Charter, Jigsaw Chime, 'Calm Me' script, Jigsaw Jez, paper bricks, Head teacher, My Jigsaw Journey, Jigsaw Journals, Jigsaw Jerrie Cat.
	<ul style="list-style-type: none"> ◇ Emotional literacy ◇ Responsibility ◇ Resilience ◇ Oral and written expression 	<ul style="list-style-type: none"> ◇ Social development ◇ Cultural development ◇ Democracy ◇ Rule of law ◇ Individual liberty ◇ Tolerance of those of different faiths and beliefs 	Lesson 2	<p>Being a Citizen of My Country I understand my rights and responsibilities as a citizen of my country I can empathise with people in this country whose lives are different to my own</p>	Jigsaw Charter, Jigsaw Chime, 'Calm Me' script, PowerPoint montage:, UNCRC Article cards, UNCRC Rights/Responsibilities resource sheet Jigsaw Jez, My Jigsaw Journey, Jigsaw Journals, Jigsaw Jerrie Cat
	<ul style="list-style-type: none"> ◇ Emotional literacy ◇ Responsibility ◇ Resilience ◇ Oral and written expression 	<ul style="list-style-type: none"> ◇ Social development ◇ Cultural development ◇ Democracy ◇ Rule of law ◇ Individual liberty ◇ Mutual respect ◇ Tolerance of those of different faiths and beliefs 	Lesson 3	<p>Year 5 Responsibilities I understand my rights and responsibilities as a citizen of my country and as a member of my school I can empathise with people in this country whose lives are different to my own</p>	Jigsaw Charter, Jigsaw Chime, 'Calm Me' script, post-its, small sponge/ tennis balls, Jigsaw Jez, My Jigsaw Journey Jigsaw Journals, Jigsaw Jerrie C
	<ul style="list-style-type: none"> ◇ Emotional literacy ◇ Responsibility ◇ Resilience ◇ Oral and written expression 	<ul style="list-style-type: none"> ◇ Social development ◇ Moral development ◇ Rule of law ◇ Individual liberty ◇ Mutual respect ◇ Tolerance of those of different faiths and beliefs 	Lesson 4	<p>Rewards and Consequences I can make choices about my own behaviour because I understand how rewards and consequences feel I understand that my actions affect me and others</p>	Jigsaw Charter, Jigsaw Chime, 'Calm Me' script, Reward PowerPoint slide, Jigsaw Jez, Jigsaw Jez's bag, Post-Its, Clip of London Riots 2011 (for use if time), Piece 3 flipchart - Rights/Responsibilities, Learning Charter puzzle pieces, My Jigsaw Journey, Jigsaw Journals, Jigsaw Jerrie Cat
	<ul style="list-style-type: none"> ◇ Emotional literacy ◇ Responsibility ◇ Resilience ◇ Oral and written expression 	<ul style="list-style-type: none"> ◇ Social development ◇ Moral development ◇ Democracy ◇ Rule of law ◇ Individual liberty ◇ Mutual respect ◇ Tolerance of those of different faiths and beliefs 	Lesson 5	<p>Our Learning Charter I understand how an individual's behaviour can impact on a group I can contribute to the group and understand how we can function best as a whole</p>	Jigsaw Charter, Jigsaw Chime, 'Calm Me' script, School Learning Charter, flipchart, timer, Lyrics song sheet Song 'Together as One', newspaper, sticky tape, My Jigsaw Journey, Jigsaw Journal, Jigsaw Jerrie Cat
	<ul style="list-style-type: none"> ◇ Emotional literacy ◇ Responsibility ◇ Resilience ◇ Oral and written expression 	<ul style="list-style-type: none"> ◇ Social development ◇ Moral development ◇ Democracy ◇ Rule of law ◇ Individual liberty ◇ Mutual respect ◇ Tolerance of those of different faiths and beliefs 	Lesson 6	<p>Owning our Learning Charter I understand how democracy and having a voice benefits the school community and know how to participate in this I understand why our school community benefits from a Learning Charter and can help others to follow it</p>	Jigsaw Charter, Jigsaw Chime, 'Calm Me' script, recording equipment (optional), scenario cards, flipchart and pens, Jigsaw song 'Together as One', Learning Charter, Jigsaw Jez, certificates, My Jigsaw Journey, Jigsaw Journals, Jigsaw Jerrie Cat.




Autumn Term 2—Celebrating difference




Prior Learning	<p>Know that some forms of bullying are harder to identify e.g. tactical ignoring, cyber-bullying Know the reasons why witnesses sometimes join in with bullying and don't tell anyone Know that sometimes people make assumptions about a person because of the way they look or act Know there are influences that can affect how we judge a person or situation Know what to do if they think bullying is or might be taking place Know that first impressions can change</p>	<p>Be comfortable with the way they look Try to accept people for who they are Be non-judgemental about others who are different Identify influences that have made them think or feel positively/negatively about a situation Identify feelings that a bystander might feel in a bullying situation Identify reasons why a bystander might join in with bullying Revisit the 'Solve it together' technique to practise conflict and bullying scenarios Identify their own uniqueness Identify when a first impression they had was right or wrong</p>
End Points	<p>Know external forms of support in regard to bullying e.g. Childline Know that bullying can be direct and indirect Know what racism is and why it is unacceptable Know what culture means Know that differences in culture can sometimes be a source of conflict Know that rumour-spreading is a form of bullying online and offline Know how their life is different from the lives of children in the developing world</p>	<p>Appreciate the value of happiness regardless of material wealth Identify their own culture and different cultures within their class community Identify their own attitudes about people from different faith and cultural backgrounds Develop respect for cultures different from their own Identify a range of strategies for managing their own feelings in bullying situations Identify some strategies to encourage children who use bullying behaviours to make other choices Be able to support children who are being bullied</p>
Vocabulary	<p>Culture, Conflict, Similarity, Belong, Culture Wheel, Racism, Colour, Race, Discrimination, Ribbon, Rumour, Name-calling, Racist, Homophobic, Cyber bullying, Texting, Problem solving, Indirect, Direct, Happiness, Developing World, Celebration, Artefacts, Display, Presentation</p>	


Key Concept	Second Order Concepts	Key Strands (SMSC / British Values / Protected characteristics)	Lesson Sequence	Learning Objectives PSHE / SMSC	Resources
	<ul style="list-style-type: none"> ◇ Emotional literacy ◇ Responsibility ◇ Resilience ◇ Oral and written expression 	<ul style="list-style-type: none"> ◇ Cultural development ◇ Democracy ◇ Rule of law ◇ Mutual respect ◇ Tolerance of those of different faiths and beliefs ◇ Race including colour, nationality, ethnic or national origin ◇ Religion, belief or lack of religion/belief 	Lesson 1	<p>Different cultures I understand that cultural differences sometimes cause conflict I am aware of my own culture</p>	Jigsaw Chime, 'Calm Me' script, Culture wheel template, Jigsaw Journals, Culture PowerPoint pictures, Timer, Scenario cards, My Jigsaw Journey, Jigsaw Jerrie Cat.
	<ul style="list-style-type: none"> ◇ Emotional literacy ◇ Responsibility ◇ Resilience ◇ Oral and written expression 	<ul style="list-style-type: none"> ◇ Moral development ◇ Cultural development ◇ Democracy ◇ Rule of law ◇ Individual liberty ◇ Mutual respect ◇ Tolerance of those of different faiths and beliefs ◇ Race including colour, nationality, ethnic or national origin 	Lesson 2	<p>Racism I understand what racism is I am aware of my attitude towards people from different races</p>	Jigsaw Chime, 'Calm Me' script, Abdul and Atira picture, Abdul and Atira fact cards, Ribbon template, Jigsaw Journals, My Jigsaw Journey, Jigsaw Jerrie Cat.
	<ul style="list-style-type: none"> ◇ Emotional literacy ◇ Responsibility ◇ Resilience ◇ Oral and written expression 	<ul style="list-style-type: none"> ◇ Social development ◇ Moral development ◇ Rule of law ◇ Individual liberty ◇ Mutual respect ◇ Tolerance of those of different faiths and beliefs ◇ Sexual orientation 	Lesson 3	<p>Rumours and Name-calling I understand how rumour-spreading and name-calling can be bullying behaviours I can tell you a range of strategies for managing my feelings in bullying situations and for problem-solving when I'm part of one</p>	Jigsaw Chime, 'Calm Me' script, Jigsaw Jez, PowerPoint scenario picture: Carol, Different coloured post-its (2 colours), Example Snakes and Ladders game, A3 board game grids, Scenario strip templates, Snake and ladder templates, Glue sticks, Sources of support (sourced by teacher), Jigsaw Journals, My Jigsaw Journey, Jigsaw Jerrie Cat.
	<ul style="list-style-type: none"> ◇ Emotional literacy ◇ Responsibility ◇ Resilience ◇ Oral and written expression 	<ul style="list-style-type: none"> ◇ Social development ◇ Moral development ◇ Rule of law ◇ Mutual respect ◇ Tolerance of those of different faiths and beliefs ◇ Sexual orientation 	Lesson 4	<p>Types of Bullying I can explain the difference between direct and indirect types of bullying I know some ways to encourage children who use bullying behaviours to make other choices and know how to support children who are being bullied</p>	Jigsaw Chime, 'Calm me' script, Jigsaw Jez, Snake and ladder board game from Piece 3, Dice and counters, Snake and ladder templates, Different coloured post-its (2 colours), Glue sticks, Jigsaw Journals, My Jigsaw Journey, Jigsaw Jerrie Cat.
	<ul style="list-style-type: none"> ◇ Emotional literacy ◇ Responsibility ◇ Resilience ◇ Oral and written expression 	<ul style="list-style-type: none"> ◇ Cultural development ◇ Democracy ◇ Individual liberty ◇ Mutual respect ◇ Tolerance of those of different faiths and beliefs 	Lesson 5	<p>Does Money Matter? <i>Puzzle outcome: Culture displays</i> I can compare my life with people in the developing world I can appreciate the value of happiness regardless of material wealth</p>	Jigsaw Jez, Jigsaw Chime, 'Calm Me' script, Happiness continuum cards- one set per group, Jigsaw Journals, BBC Learning Clip 13599 Fact sheets, My Jigsaw Journey, Jigsaw Jerrie Cat
	<ul style="list-style-type: none"> ◇ Emotional literacy ◇ Responsibility ◇ Resilience ◇ Oral and written expression 	<ul style="list-style-type: none"> ◇ Cultural development ◇ Democracy ◇ Mutual respect ◇ Tolerance of those of different faiths and beliefs 	Lesson 6	<p>Celebrating Difference across the world I can understand a different culture from my own I respect my own and other people's cultures</p>	Jigsaw Chime, Jigsaw Jez, 'Calm Me' script, Culture wheel templates, Flip chart paper/chunky pens, Children's own culture wheels (produced earlier in the unit (Puzzle)), Fact sheet 2 (from previous lesson), My Jigsaw Journey, Jigsaw Journals, Certificates, Jigsaw Jerrie Cat.



Spring Term 1—Dreams and goals



Prior Learning	<p>Know how to make a new plan and set new goals even if they have been disappointed</p> <p>Know how to work as part of a successful group</p> <p>Know how to share in the success of a group</p> <p>Know what their own hopes and dreams are</p> <p>Know that hopes and dreams don't always come true</p> <p>Know that reflecting on positive and happy experiences can help them to counteract disappointment</p> <p>Know how to work out the steps they need to take to achieve a goal</p>		<p>Have a positive attitude</p> <p>Can identify the feeling of disappointment</p> <p>Be able to cope with disappointment</p> <p>Can identify what resilience is</p> <p>Can identify a time when they have felt disappointed</p> <p>Can talk about their hopes and dreams and the feelings associated with these</p> <p>Help others to cope with disappointment</p> <p>Enjoy being part of a group challenge</p> <p>Can share their success with others</p> <p>Can store feelings of success (in their internal treasure chest) to be used at another time</p>		
End Points	<p>Know about a range of jobs that are carried out by people I know</p> <p>Know the types of job they might like to do when they are older</p> <p>Know that young people from different cultures may have different dreams and goals</p> <p>Know that they will need money to help them to achieve some of their dreams</p> <p>Know that different jobs pay more money than others</p> <p>Know that communicating with someone from a different culture means that they can learn from them and vice versa</p> <p>Know ways that they can support young people in their own culture and abroad</p>		<p>Verbalise what they would like their life to be like when they are grown up</p> <p>Appreciate the contributions made by people in different jobs</p> <p>Reflect on the differences between their own learning goals and those of someone from a different culture</p> <p>Appreciate the differences between themselves and someone from a different culture</p> <p>Understand why they are motivated to make a positive contribution to supporting others</p> <p>Appreciate the opportunities learning and education can give them</p>		
Vocabulary	Feeling, Money, Grown Up, Adult, Lifestyle, Job, Career, Profession, Money, Salary, Contribution, Society, Determination, Motivation, Culture, Country, Sponsorship, Communication, Support, Rallying, Team Work, Co-operation, Difference				
Key Concept	Second Order Concepts	Key Strands (SMSC / British Values / Protected characteristics)	Lesson Sequence	Learning Objectives PSHE / SMSC	Resources
<p><i>Dreams and goals</i></p> 	<ul style="list-style-type: none"> ◇ Emotional literacy ◇ Responsibility ◇ Resilience ◇ Oral and written expression 	<ul style="list-style-type: none"> ◇ Spiritual development ◇ Democracy ◇ Rule of law ◇ Individual liberty 	Lesson 1	<p>When I Grow Up (My Dream Lifestyle)</p> <p>I understand that I will need money to help me achieve some of my dreams</p> <p>I can identify what I would like my life to be like when I am grown up</p>	Jigsaw Chime, 'Calm Me' script, Jigsaw Jez, Jigsaw Journals, PowerPoint – adult life/ jobs, and professions, Dream cloud template, My Jigsaw Journey, Jigsaw Jerrie Cat.
	<ul style="list-style-type: none"> ◇ Emotional literacy ◇ Responsibility ◇ Resilience ◇ Oral and written expression 	<ul style="list-style-type: none"> ◇ Social development ◇ Moral development ◇ Democracy ◇ Tolerance of those of different faiths and beliefs 	Lesson 2	<p>Investigate Jobs and Careers</p> <p>I know about a range of jobs carried out by people I know and have explored how much people earn in different jobs</p> <p>I appreciate the contributions made by people in different jobs</p>	Jigsaw Chime, 'Calm Me' script, Job charades cards, Jigsaw Jez, Jobs and Salaries cards, Jigsaw Journals, My Jigsaw Journey, Jigsaw Jerrie Cat.
	<ul style="list-style-type: none"> ◇ Emotional literacy ◇ Responsibility ◇ Resilience ◇ Oral and written expression 	<ul style="list-style-type: none"> ◇ Social development ◇ Cultural development ◇ Individual liberty ◇ Mutual respect 	Lesson 3	<p>My Dream Job. Why I want it and the steps to get there</p> <p>I can identify a job I would like to do when I grow up and understand what motivates me and what I need to do to achieve it</p> <p>I appreciate the opportunities that learning and education are giving me and understand how this will help me to build my future</p>	Job cards (Charades cards from Piece 2), Jigsaw Jez, Jigsaw Chime, 'Calm Me' script, Internet/library books, My Ideal Job resource sheet, Jigsaw Journals, My Jigsaw Journey, Jigsaw Jerrie Cat.
	<ul style="list-style-type: none"> ◇ Emotional literacy ◇ Responsibility ◇ Resilience ◇ Oral and written expression 	<ul style="list-style-type: none"> ◇ Cultural development ◇ Mutual respect ◇ Tolerance of those of different faiths and beliefs 	Lesson 4	<p>Dreams and Goals of Young People in Other Cultures</p> <p>I can describe the dreams and goals of young people in a culture different to mine</p> <p>I can reflect on how these relate to my own</p>	Jigsaw Chime, 'Calm Me' script, Jigsaw Jez, Child pictures, Mary factsheet, Video clip (optional), Dream spiral template, Jigsaw Journals, My Jigsaw Journey, Jigsaw Jerrie Cat
	<ul style="list-style-type: none"> ◇ Emotional literacy ◇ Responsibility ◇ Resilience ◇ Oral and written expression 	<ul style="list-style-type: none"> ◇ Social development ◇ Cultural development ◇ Democracy ◇ Mutual respect ◇ Tolerance of those of different faiths and beliefs 	Lesson 5	<p>How Can We Support Each Other?</p> <p><i>Puzzle Outcome: Charity fundraising</i></p> <p>I understand that communicating with someone in a different culture means we can learn from each other and I can identify a range of ways that we could support each other</p> <p>I appreciate the similarities and differences in aspirations between myself and young people in a different culture</p>	Jigsaw Chime, 'Calm Me' script, Bag of items Optional: Teacher-sourced video clip, Jigsaw Jez, Project planning sheet, Jigsaw Journals, My Jigsaw Journey, Jigsaw Jerrie Cat.
	<ul style="list-style-type: none"> ◇ Emotional literacy ◇ Responsibility ◇ Resilience ◇ Oral and written expression 	<ul style="list-style-type: none"> ◇ Spiritual development ◇ Cultural development ◇ Democracy ◇ Individual liberty ◇ Mutual respect ◇ Tolerance of those of different faiths and beliefs 	Lesson 6	<p>Rallying Support</p> <p>I can encourage my peers to support young people here and abroad to meet their aspirations, and suggest ways we might do this, e.g. through sponsorship</p> <p>I understand why I am motivated to make a positive contribution to supporting others</p>	Jigsaw Chime, 'Calm Me' script, Jigsaw Jez, Jigsaw Journals, Jigsaw Song: 'For Me', My Jigsaw Journey, Certificates, Jigsaw Jerrie Cat.




Spring Term 2—Healthy me



Prior Learning	<p>Know that there are leaders and followers in groups Know the facts about smoking and its effects on health Know the facts about alcohol and its effects on health, particularly the liver Know ways to resist when people are putting pressure on them Know what they think is right and wrong Know how different friendship groups are formed and how they fit into them Know which friends they value most Know that they can take on different roles according to the situation Know some of the reasons some people start to smoke Know some of the reasons some people drink alcohol</p>	<p>Can identify the feelings that they have about their friends and different friendship groups Recognise negative feelings in peer pressure situations Can identify the feelings of anxiety and fear associated with peer pressure Can tap into their inner strength and know-how to be assertive Recognise how different people and groups they interact with impact on them Identify which people they most want to be friends with</p>
End Points	<p>Know basic emergency procedures, including the recovery position Know the health risks of smoking Know how smoking tobacco affects the lungs, liver and heart Know how to get help in emergency situations Know that the media, social media and celebrity culture promotes certain body types Know the different roles food can play in people's lives and know that people can develop eating problems/disorders related to body image pressure Know some of the risks linked to misusing alcohol, including antisocial behaviour Know what makes a healthy lifestyle</p>	<p>Respect and value their own bodies Can reflect on their own body image and know how important it is that this is positive Recognise strategies for resisting pressure Can identify ways to keep themselves calm in an emergency Can make informed decisions about whether or not they choose to smoke when they are older Can make informed decisions about whether they choose to drink alcohol when they are older Accept and respect themselves for who they are Be motivated to keep themselves healthy and happy</p>
Vocabulary	<p>Choices, Healthy behaviour, Unhealthy behaviour, Informed decision, Pressure, Media, Influence, Emergency, Procedure, Recovery position, Level-headed, Body image, Media, Social media, Celebrity, Altered, Self-respect, Comparison, Eating problem, Eating disorder, Respect, Debate, Opinion, Fact, Motivation</p>	


Key Concept	Second Order Concepts	Key Strands (SMSC / British Values / Protected characteristics)	Lesson Sequence	Learning Objectives PSHE / SMSC	Resources
	<ul style="list-style-type: none"> ◇ Emotional literacy ◇ Responsibility ◇ Resilience ◇ Oral and written expression 	<ul style="list-style-type: none"> ◇ Social development ◇ Moral development ◇ Individual liberty ◇ Mutual respect ◇ Tolerance of those of different faiths and beliefs 	Lesson 1	<p>Smoking I know the health risks of smoking and can tell you how tobacco affects the lungs, liver and heart. <i>I can make an informed decision about whether or not I choose to smoke and know how to resist pressure</i></p>	<p>Jigsaw Chime, 'Calm Me' script, Jigsaw Jez, Smoking quiz sheets and answers Image of the Tobacco Industry's Poster Child, (Teacher to source-can be easily found from the internet), Optional: Teacher sourced images from the media e.g. celebrities who smoke , Optional: Children's access to the internet, Jigsaw Journals, My Jigsaw Journey, Jigsaw Jerrie Cat.</p>
	<ul style="list-style-type: none"> ◇ Emotional literacy ◇ Responsibility ◇ Resilience ◇ Oral and written expression 	<ul style="list-style-type: none"> ◇ Social development ◇ Moral development ◇ Rule of law ◇ Individual liberty ◇ Mutual respect ◇ Tolerance of those of different faiths and beliefs 	Lesson 2	<p>Alcohol I know some of the risks with misusing alcohol, including anti-social behaviour, and how it affects the liver and heart <i>I can make an informed decision about whether or not I choose to drink alcohol and know how to resist pressure</i></p>	<p>Jigsaw Chime, 'Calm Me' script, Alcohol puzzle pieces, PowerPoint slide: Anti-social behaviour definition, Gregg and Lottie's story, Jigsaw Journal, My Jigsaw Journey, Jigsaw Jez, Jigsaw Jerrie Cat.</p>
	<ul style="list-style-type: none"> ◇ Emotional literacy ◇ Responsibility ◇ Resilience ◇ Oral and written expression 	<ul style="list-style-type: none"> ◇ Social development ◇ Mutual respect ◇ Tolerance of those of different faiths and beliefs 	Lesson 3	<p>Emergency Aid I know and can put into practice basic emergency aid procedures (including recovery position) and know how to get help in emergency situations <i>I know how to keep myself calm in emergencies</i></p>	<p>Jigsaw Chime, 'Calm Me' script, Recovery position PowerPoint, Optional: Teacher could source an appropriate video from the internet that shows the stage of the recovery position, Storyboard template, Emergency situation cards, Jigsaw Journal, My Jigsaw Journey, Jigsaw Jez, Jigsaw Jerrie Cat.</p>
	<ul style="list-style-type: none"> ◇ Emotional literacy ◇ Responsibility ◇ Resilience ◇ Oral and written expression 	<ul style="list-style-type: none"> ◇ Social development ◇ Cultural development ◇ Democracy ◇ Individual liberty ◇ Mutual respect ◇ Tolerance of those of different faiths and beliefs 	Lesson 4	<p>Body Image I understand how the media, social media and celebrity culture promotes certain body types <i>I can reflect on my own body image and know how important it is that this is positive and I accept and respect myself for who I am</i></p>	<p>Jigsaw Chime, 'Calm Me' script, PowerPoint slide: Body image definition, Teacher to source 'Photo-shopped images of celebrities; before and after). Easily obtained online. Ensure male and female pictures are included., Message game cards, Timer, Top Tips PowerPoint slide, My Jigsaw Journey, Jigsaw Journals, Jigsaw Jez, Jigsaw Jerrie Cat.</p>
	<ul style="list-style-type: none"> ◇ Emotional literacy ◇ Responsibility ◇ Resilience ◇ Oral and written expression 	<ul style="list-style-type: none"> ◇ Social development ◇ Cultural development ◇ Individual liberty ◇ Tolerance of those of different faiths and beliefs 	Lesson 5	<p>My Relationship with Food <i>Puzzle Outcome : Healthy Body Image</i> I can describe the different roles food can play in people's lives and can explain how people can develop eating problems (disorders) relating to body image pressures <i>I respect and value my body</i></p>	<p>Jigsaw Chime, 'Calm Me' script, 'Food is...' sorting cards, Teacher to source a range of food adverts e.g. from online sources or from magazines, White card, Jigsaw Journals, My Jigsaw Journey, Jigsaw Jez, Jigsaw Jerrie Cat.</p>
	<ul style="list-style-type: none"> ◇ Emotional literacy ◇ Responsibility ◇ Resilience ◇ Oral and written expression 	<ul style="list-style-type: none"> ◇ Spiritual development ◇ Individual liberty ◇ Tolerance of those of different faiths and beliefs 	Lesson 6	<p>Healthy Me I know what makes a healthy lifestyle including healthy eating and the choices I need to make to be healthy and happy <i>I am motivated to keep myself healthy and happy</i></p>	<p>Jigsaw Chime, 'Calm Me' script, Jigsaw Jez, Debate cards (if being used), Jigsaw Journals, My Jigsaw Journey, Certificate, Jigsaw Jez, Jigsaw Jerrie Cat.</p>



Summer Term 1—Relationships



Prior Learning	Know some reasons why people feel jealousy Know that loss is a normal part of relationships Know that negative feelings are a normal part of loss Know that sometimes it is better for a friendship/relationship to end if it is causing negative feelings or is unsafe Know that jealousy can be damaging to relationships Know that memories can support us when we lose a special person or animal		Can identify feelings and emotions that accompany jealousy Can suggest positive strategies for managing jealousy Can identify people who are special to them and express why Can identify the feelings and emotions that accompany loss Can suggest strategies for managing loss Can tell you about someone they no longer see Can suggest ways to manage relationship changes including how to negotiate		
End Points	Know that there are rights and responsibilities in an online community or social network Know that there are rights and responsibilities when playing a game online Know that too much screen time isn't healthy Know how to stay safe when using technology to communicate with friends Know that a personality is made up of many different characteristics, qualities and attributes Know that belonging to an online community can have positive and negative consequences		Can suggest strategies for building self-esteem of themselves and others Can identify when an online community/social media group feels risky, uncomfortable, or unsafe Can suggest strategies for staying safe online/ social media Can say how to report unsafe online/social network activity Can identify when an online game is safe or unsafe Can suggest ways to monitor and reduce screen time Can suggest strategies for managing unhelpful pressures online or in social networks		
Vocabulary	Personal attributes, Qualities, Characteristics, Self-esteem, Unique, Comparison, Negative self-talk, Social media, Online, Community, Positive, Negative, Safe, Unsafe, Rights, Social network, Violence, Grooming, Troll, Gambling, Betting, Trustworthy, Appropriate, Screen time, Physical health, Mental health, Off-line, Social, Peer pressure, Influences, Personal information, Passwords, Privacy, Settings, Profile, SMARTT rules				
Key Concept	Second Order Concepts	Key Strands (SMSC / British Values / Protected characteristics)	Lesson Sequence	Learning Objectives PSHE / SMSC	Resources
	◇ Emotional literacy ◇ Responsibility ◇ Resilience ◇ Oral and written expression	◇ Spiritual development ◇ Individual liberty ◇ Tolerance of those of different faiths and beliefs	Lesson 1	Recognising Me I have an accurate picture of who I am as a person in terms of my characteristics and personal qualities <i>I know how to keep building my own self-esteem</i>	Jigsaw Jez, Jigsaw Chime, 'Calm Me' script, Mini-whiteboards and pens or paper and pens, Paper and pens, Jigsaw Journals, My Jigsaw Journey, Jigsaw Jerrie Cat.
	◇ Emotional literacy ◇ Responsibility ◇ Resilience ◇ Oral and written expression	◇ Social development ◇ Individual liberty ◇ Mutual respect ◇ Tolerance of those of different faiths and beliefs	Lesson 2	Safety with Online Communities I understand that belonging to an online community can have positive and negative consequences <i>I can recognise when an online community feels unsafe or uncomfortable</i>	Jigsaw Jez, Jigsaw Chime, 'Calm Me' script, Labels for the online safety game (Safe, Unsafe, I'm not sure), Jigsaw Journals, My Jigsaw Journey, Jigsaw Jerrie Cat.
	◇ Emotional literacy ◇ Responsibility ◇ Resilience ◇ Oral and written expression	◇ Social development ◇ Cultural development ◇ Individual liberty ◇ Mutual respect ◇ Tolerance of those of different faiths and beliefs	Lesson 3	Being in an Online Community I understand there are rights and responsibilities in an online community or social network <i>I can recognise when an online community is helpful or unhelpful to me</i>	Jigsaw Jez, Jigsaw Chime, 'Calm Me' script, PowerPoint slide: Different online communities Flipchart and pens, Jigsaw Journals, My Jigsaw Journey, Jigsaw Jerrie Cat.
	◇ Emotional literacy ◇ Responsibility ◇ Resilience ◇ Oral and written expression	◇ Social development ◇ Cultural development ◇ Individual liberty ◇ Mutual respect ◇ Tolerance of those of different faiths and beliefs	Lesson 4	Online Gaming I know there are rights and responsibilities when playing a game online <i>I can recognise when an online game is becoming unhelpful or unsafe</i>	Jigsaw Jez, Jigsaw Chime, 'Calm Me' script, PowerPoint slide 'How many gamers?', PowerPoint slide 'Mia's story', Game cards, Jigsaw Journals, My Jigsaw Journey, Jigsaw Jerrie Cat.
	◇ Emotional literacy ◇ Responsibility ◇ Resilience ◇ Oral and written expression	◇ Social development ◇ Cultural development ◇ Democracy ◇ Rule of law ◇ Individual liberty ◇ Mutual respect	Lesson 5	My Relationship with Technology: screen time I can recognise when I am spending too much time using devices (screen time) <i>I can identify things I can do to reduce screen time, so my health isn't affected</i>	Jigsaw Jez, Jigsaw Chime, 'Calm Me' script Mini whiteboards and pens/or paper and pens, Countdown timer (can be easily sourced online), PowerPoint slide: Mason's story, PowerPoint slide: 'Are you having too much screen time?', Screen time solutions resource, Screen time log (optional), Jigsaw Journals, My Jigsaw Journey, Jigsaw Jerrie Cat.
	◇ Emotional literacy ◇ Responsibility ◇ Resilience ◇ Oral and written expression	◇ Social development ◇ Cultural development ◇ Democracy ◇ Rule of law ◇ Individual liberty ◇ Mutual respect	Lesson 6	Relationships and Technology <i>Puzzle outcome: Internet Safety Poster (staying safe and happy online)</i> I can explain how to stay safe when using technology to communicate with my friends <i>I can recognise and resist pressures to use technology in ways that may be risky or may cause harm to myself or others</i>	Jigsaw Jez, Jigsaw Chime, 'Calm Me' script, PowerPoint of text messages, PowerPoint slide of 'Clare', PowerPoint slide 'Staying Safe and happy online', Paper and pens for poster designs, Jigsaw Journals, My Jigsaw Journey, Certificates, Jigsaw Jerrie Cat.



Summer Term 2—Changing me



Prior Learning	<p>Know that personal characteristics are inherited from birth parents and this is brought about by an ovum joining with a sperm</p> <p>Know that babies are made by a sperm joining with an ovum</p> <p>Know the names of the different internal and external body parts that are needed to make a baby</p> <p>Know how the female and male body change at puberty</p> <p>Know that change can bring about a range of different emotions</p> <p>Know that personal hygiene is important during puberty and as an adult</p> <p>Know that change is a normal part of life and that some cannot be controlled and have to be accepted</p>	<p>Can appreciate their own uniqueness and that of others</p> <p>Can express any concerns they have about puberty</p> <p>Have strategies for managing the emotions relating to change</p> <p>Can express how they feel about having children when they are grown up</p> <p>Can say who they can talk to about puberty if they are worried</p> <p>Can apply the circle of change model to themselves to have strategies for managing change</p>
End Points	<p>Know how girls' and boys' bodies change during puberty and understand the importance of looking after themselves physically and emotionally</p> <p>Know that sexual intercourse can lead to conception</p> <p>Know that some people need help to conceive and might use IVF</p> <p>Know that becoming a teenager involves various changes and also brings growing responsibility</p> <p>Know what perception means and that perceptions can be right or wrong</p>	<p>Can celebrate what they like about their own and others' self-image and body image</p> <p>Can suggest ways to boost self-esteem of self and other</p> <p>Recognise that puberty is a natural process that happens to everybody and that it will be OK for them</p> <p>Can ask questions about puberty to seek clarification</p> <p>Can express how they feel about having a romantic relationship when they are an adult</p> <p>Can express how they feel about having children when they are an adult</p> <p>Can express how they feel about becoming a teenager</p> <p>Can say who they can talk to if concerned about puberty or becoming a teenager/adult</p>
Vocabulary	<p>Body image, Self-image, Looks, Personality, Perception, Self-esteem, Affirmation, Comparison, Oestrogen, Fallopian Tube, Cervix, Develops, Breasts, Hips, Adam's Apple, Scrotum, Genitals, Hair, Broader, Wider, Semen, Erection, Ejaculation, Urethra, Wet dream, Growth spurt, Larynx, Facial hair, Pubic hair, Hormones, Scrotum, Testosterone, Circumcised, Uncircumcised, Foreskin, Epididymis, Fertilised, Unfertilised, Conception, Sexual intercourse, Embryo, Umbilical cord, IVF, Foetus, Contraception, Pregnancy, Sanitary products, Tampon, Pad, Towel, Liner, Hygiene, Age appropriateness, Legal, Laws, Responsible, Teenager, Responsibilities, Rights</p>	

Key Concept	Second Order Concepts	Key Strands (SMSC / British Values / Protected characteristics)	Lesson Sequence	Learning Objectives PSHE / SMSC	Resources
	<ul style="list-style-type: none"> ◇ Emotional literacy ◇ Responsibility ◇ Resilience ◇ Oral and written expression 	<ul style="list-style-type: none"> ◇ Cultural development ◇ Individual liberty ◇ Mutual respect 	Lesson 1	<p>Self and Body Image</p> <p>I am aware of my own self-image and how my body image fits into that</p> <p><i>I know how to develop my own self esteem</i></p>	Jigsaw Chime, 'Calm Me' script, Jigsaw Jez, Self-image cards, Emoji face classroom labels, Airbrushed images (teacher sourced), PowerPoint slide 'Self-image prompts', Frame card template, Jigsaw Journals, My Jigsaw Journey, Jigsaw Jerrie Cat
	<ul style="list-style-type: none"> ◇ Emotional literacy ◇ Responsibility ◇ Resilience ◇ Oral and written expression 	<ul style="list-style-type: none"> ◇ Spiritual development ◇ Mutual respect 	Lesson 2	<p>Puberty for Girls</p> <p>I can explain how a girl's body changes during puberty and understand the importance of looking after yourself physically and emotionally</p> <p><i>I understand that puberty is a natural process that happens to everybody and that it will be ok for me</i></p>	Jigsaw Chime, 'Calm Me' script, Jigsaw Jez, PowerPoint slides of male and female bodies, Animation: The Female Reproductive System, Menstruation Card Match, A range of sanitary products, The Great Growing Up Adventure resource sheet, A set of Menstruation Worries cards If available: some examples of published information leaflets about puberty, Jigsaw Jez's Private Post Box (teacher to make), Jigsaw Journals, My Jigsaw Journey, Jigsaw Jerrie Cat.
	<ul style="list-style-type: none"> ◇ Emotional literacy ◇ Responsibility ◇ Resilience ◇ Oral and written expression 	<ul style="list-style-type: none"> ◇ Spiritual development ◇ Mutual respect 	Lesson 3	<p>Puberty for boys</p> <p>I can describe how boys' and girls' bodies change during puberty</p> <p><i>I can express how I feel about the changes that will happen to me during puberty</i></p>	Tennis ball, Jigsaw Chime, 'Calm Me' script, Puberty: Points of View statements, Agree and Disagree labels, Animation: The Male Reproductive System, PowerPoint slide: Male organs, Boys 'n' Puberty Quiz - either single sheets or cut up into sets of cards, Materials as necessary to produce a colourful information leaflet or PowerPoint presentation, If available: some examples of published information leaflets about puberty, Jigsaw Journals, Jigsaw Jez's post box, My Jigsaw Journey, Jigsaw Jez, Jigsaw Jerrie Cat.
	<ul style="list-style-type: none"> ◇ Emotional literacy ◇ Responsibility ◇ Resilience ◇ Oral and written expression 	<ul style="list-style-type: none"> ◇ Spiritual development ◇ Mutual respect ◇ Tolerance of those of different faiths and beliefs 	Lesson 4	<p>Conception</p> <p>I understand that sexual intercourse can lead to conception and that is how babies are usually made</p> <p>I also understand that sometimes people need IVF to help them have a baby</p> <p><i>I appreciate how amazing it is that human bodies can reproduce in these ways</i></p>	Relationships Cards, Jigsaw Chime, 'Calm Me' script, Jigsaw Jez, Animations: The Female Reproductive System and The Male Reproductive System, Having A Baby, Diamond 9 cards, PowerPoint slides: A Baby in the Womb, The Truth About Conception and Pregnancy card sort – statements, true/false cards, explanation cards, Jigsaw Journals, My Jigsaw Journey, Jigsaw Jez's post box, Jigsaw Jerrie Cat.
	<ul style="list-style-type: none"> ◇ Emotional literacy ◇ Responsibility ◇ Resilience ◇ Oral and written expression 	<ul style="list-style-type: none"> ◇ Social development ◇ Moral development ◇ Individual liberty ◇ Mutual respect 	Lesson 5	<p>Looking Ahead 1</p> <p>Puzzle Outcome: Change Cards</p> <p>I can identify what I am looking forward to about becoming a teenager and understand this brings growing responsibilities (age of consent)</p> <p><i>I am confident that I can cope with the changes that growing up will bring</i></p>	Jigsaw Song sheet: 'A New Day', Jigsaw Chime, 'Calm Me' script, Jigsaw Jez, Selection of pages from teen magazines, Flip chart paper, Paper or card for card designs, Jigsaw Journals, My Jigsaw Journey, Jigsaw Jerrie Cat.
	<ul style="list-style-type: none"> ◇ Emotional literacy ◇ Responsibility ◇ Resilience ◇ Oral and written expression 	<ul style="list-style-type: none"> ◇ Social development ◇ Cultural development ◇ Individual liberty ◇ Mutual respect ◇ Tolerance of those of different faiths and beliefs 	Lesson 6	<p>Looking Ahead 2</p> <p>I can identify what I am looking forward to when I move to my next class.</p> <p><i>I can start to think about changes I will make next year and know how to go about this.</i></p>	Jigsaw Chime, 'Calm Me' script, Jigsaw Jez, Spinning top template, Circle of Change template, Jigsaw Journals, My Jigsaw Journey, Certificates, Jigsaw Jerrie Cat.